







“Impact of job satisfaction on training motivation”

AUTHORS	Waed Ensour  https://orcid.org/0000-0003-4180-6724  http://www.researcherid.com/rid/H-7548-2017 Dia Zeglat  https://orcid.org/0000-0002-3188-6006 Fayiz Shrafat  https://orcid.org/0000-0001-6399-7942  http://www.researcherid.com/rid/D-9387-2018
ARTICLE INFO	Waed Ensour, Dia Zeglat and Fayiz Shrafat (2018). Impact of job satisfaction on training motivation. <i>Problems and Perspectives in Management</i> , 16(3), 337-355. doi:10.21511/ppm.16(3).2018.27
DOI	http://dx.doi.org/10.21511/ppm.16(3).2018.27
RELEASED ON	Wednesday, 05 September 2018
RECEIVED ON	Tuesday, 20 March 2018
ACCEPTED ON	Friday, 27 July 2018
LICENSE	 This work is licensed under a Creative Commons Attribution-NonCommercial 4.0 International License
JOURNAL	"Problems and Perspectives in Management"
ISSN PRINT	1727-7051
ISSN ONLINE	1810-5467
PUBLISHER	LLC “Consulting Publishing Company “Business Perspectives”
FOUNDER	LLC “Consulting Publishing Company “Business Perspectives”



NUMBER OF REFERENCES

71



NUMBER OF FIGURES

1



NUMBER OF TABLES

6

© The author(s) 2024. This publication is an open access article.



BUSINESS PERSPECTIVES



LLC "CPC "Business Perspectives"
Hryhorii Skovoroda lane, 10, Sumy,
40022, Ukraine

www.businessperspectives.org

Received on: 20th of March, 2018

Accepted on: 27th of July, 2018

© Waed Ensour, Dia Zeglat, Fayiz Shrafat, 2018

Waed Ensour, Ph.D., Assistant Professor of Human Resource Management, Department of Business, Hashemite University, Zarqa, Jordan.

Dia Zeglat, Associate Professor, Business Department, the Hashemite University, Jordan.

Fayiz Shrafat, Assistant Professor, Business Department, the Hashemite University, Jordan.



This is an Open Access article, distributed under the terms of the [Creative Commons Attribution-Non-Commercial 4.0 International license](https://creativecommons.org/licenses/by-nc/4.0/), which permits re-use, distribution, and reproduction, provided the materials aren't used for commercial purposes and the original work is properly cited.

Waed Ensour (Jordan), Dia Zeglat (Jordan), Fayiz Shrafat (Jordan)

IMPACT OF JOB SATISFACTION ON TRAINING MOTIVATION

Abstract

This study aims to introduce new insights regarding factors influencing employees' level of training motivation through investigating the impact of job satisfaction dimensions (pay, fringe benefits, contingent rewards, promotion, supervision, co-workers, operating conditions, nature of work and communication) on training motivation. Data were collected from 342 participants from six Jordanian ministries. The multiple regression technique was utilized to examine the predictive power of job satisfaction dimensions on training motivation. At the next stage, three sequential MR analysis rounds were conducted, each time using a different construct of training motivation (valence, instrumentality and expectancy) as a dependent variable.

The results indicate that the dimensions of job satisfaction explain a low but significant variance of the overall training motivation model. Furthermore, it was found that only three dimensions of job satisfaction (nature of work, supervision and co-workers) respectively had a positive and significant impact on training motivation, while contingent rewards had a significant but negative impact.

Regarding training motivation constructs, results indicate that the nature of work and supervision were the elements that have an impact on all constructs of training motivation. Finally, it was found that co-workers and contingent rewards had a significant impact on the training motivation constructs of expectancy (confidence in ability to learn) and valence (the perceived value of training outcomes), but no impact on instrumentality (rewards associated with learning).

Keywords

training motivation, job satisfaction, valence, expectancy, instrumentality, Jordan

JEL Classification

M12, M53, M54

INTRODUCTION

Although training and development (T&D) has received considerable attention by researchers, the question of the effectiveness of training remains pressing (Lanford & Maruco, 2017; Bunch, 2007). Interestingly, researchers found that one of the obstacles to training effectiveness is employees' lack of training motivation (TM) (Belhaj, 2000; Albahussain, 2000; Altarawneh, 2005; Abdulrahim, 2011; Ensour, 2013).

In this context, Carlson, Bozeman, Kacmar, Wright, and McMahan (2000) assume that an individual's level of TM influences training's overall effectiveness. Zaniboni, Fraccaroli, Truxillo, Marilena, and Bauer (2011) claim that researchers have suggested that TM is a predictor of various training outcomes such as trainees' participation, preparation, affective and utility reactions, as well as knowledge and skills transfer. Moreover, it has been found that TM influences cognitive, skill training results and training transfer (Quinones, 1995; Facticeau, Dobbins, Russell, Ladd, & Kudisch 1995; Chiaburu & Marinova, 2005; Tziner, Fisher, Senior, & Weisberg, 2007).

Empirical work on TM follows two approaches: the first approach deals with individual and situational factors' influence on TM. The other approach involves identifying TM predictors and their relationships with training outcomes, i.e. learning (Colquitt, LePine, & Noe, 2000; Medina, 2016).

Regarding the first approach, individual characteristics that influence TM involve first, demographic variables (e.g., Clarke & Metalina, 2000) and second, personality variables including: locus of control (e.g., Noe & Schmitt, 1986), achievement motivation (e.g., Mathieu Tannenbaum, & Salas, 1992; Carlson et al., 2000), anxiety (e.g., Webster & Martocchio, 1993), and self-efficacy (e.g., Noe & Wilk, 1993; Carlson et al., 2000; Switzer et al., 2005).

Beier and Kanfer (2009) claim that the impact of individual antecedents on the choice to attend training is not consistent nor very strong. They added that this could be explained by the fact that these variables do not directly consider the content and the purpose of the training or the organizational environment. In this context, and although there have been several efforts to examine the influence of work-related factors on TM (e.g., Noe & Wilk, 1993; Tharenou, 2001; Adomaityte, 2013; Medina, 2016), Nguyen and Kim (2013) claim that compared to efforts devoted to understand the effect of individual characteristics on TM, the effort that has been made to articulate the effects of situational characteristics, especially environmental and organizational ones, is little. Bunch (2007) states that organizations spend billions annually on T&D; however, much of this investment appears fruitless and the role of organizational context has rarely been investigated. Similarly, Bell, Tannenbaum, Ford, Noe, and Kraiger (2017) who examined the evolution of T&D research over the past 100 years conclude that what happens prior and after training can seriously influence training effectiveness, therefore, it is important to take a systems perspective and consider the context within which training occurs. They added that contextual factors, for instance, managerial support and prior training experiences can influence whether employees choose to participate in non-mandatory T&D activities. Further they stress that the work context influences participation in and effectiveness of T&D activities, since it can increase or decrease employees' learning motivation and ability to apply what they have learned in training.

In view of organizational context, individuals' attitudes toward various organizations' context are generally referred to as job satisfaction. Luz, De Paula, and De Oliveira (2018) state that how much individuals experience pleasures in the organizational context is called job satisfaction (JS). Therefore, and considering the importance placed to organizational context on T&D effectiveness and motivation (e.g., Bunch, 2007; Nguyen & Kim, 2013; Bell et al., 2017), this study aims to answer one basic question, does JS influence employees' level of TM? The answer to this question should not be simplified and this question constitutes the current study's main objective and contribution. In this context, Bell et al. (2017) claim that organizations spend huge amounts of money on T&D, and almost every working person spends hours of their working times participating in T&D experiences. Therefore, there is a need to better understand how people learn at work and how to support T&D initiatives.

1. LITERATURE REVIEW

1.1. Employees' job satisfaction

JS is a positive feeling concerning one's job, resulting from evaluating its characteristics (Robbins & Judge, 2013). Mudor and Tooksoon (2011) argue that JS is a state of mind or individuals' feelings regarding the nature of their jobs.

Chung et al. (2012) state that JS covers a wide range of conceptual domains: overall satisfaction, co-workers, supervision, policy, pay, promotion and customers.

Janićijević et al. (2015) present six organizational factors of JS as managers, colleague relationships, rewards, the job itself, working conditions and company as support.

Izvercian et al. (2016) present 36 categories which are considered to influence JS, classified based on their connectedness to each other and the view they predict. Thus, six main factors were identified: motivation, social interaction, employee characteristics, perturbing factors, organizational environment and organizational perception.

Alegre, Mas-Machuca, and Berbegal-Mirabent (2016) identify three different lanes to clarify JS: first, teamwork, identification with the strategy, and employees' work-family imbalance; second, employees' work-family balance, autonomy and identification with the strategy; and third, manager support and identification with the strategy. Angbetlic and Adelaine (2016) investigate the perceived organizational justice impact (distributive, procedural, and interactional) on employees' level of JS with regard to fairness. The results revealed that distributive and interactional justice positively affect employees' JS.

Some of the most accepted JS measures are the Minnesota Satisfaction Questionnaire (Weiss, Dawis, England, & Lofquist, 1967), the Job Descriptive Index (Smith, Kendall, & Hulin, 1969), and the Job Satisfaction Survey (Spector, 1985). This study will utilize the Job Satisfaction Survey (JSS), since it is one of the most universally used instruments (e.g., Liu, Borg, & Spector, 2004; Yelboga, 2009; Giri & Kumar, 2010; Astrauskaitė Vaitkevičius & Perminas, 2011; Ibrahim, Zirwatul, Ohtsuka, Dagang, & Bakar, 2014). The JSS scale has been used successfully in diverse countries and cultures like Malaysia (Ibrahim et al., 2014), Germany (Liu et al., 2004) and Turkey (Yelboga, 2009). JSS measures nine organizational aspects including: pay, fringe benefits, contingent rewards, promotion, supervision, co-workers, operating conditions, nature of work and communication.

1.2. Training motivation

Carlson et al. (2000) indicate that TM is one's desire to participate in training initiatives and completely embrace the training experience. Colquitt et al. (2000) followed Kanfer's (1991) definition of TM as the intensity, direction, and determination of learning-directed performance in training contexts. However, Zaniboni et al. (2011) claim that there is still vagueness in the definition and measurement of TM. While TM has been conceptualized based on phenomenological aspects, like interest, desire, and involvement in the learning process, other perspectives have conceptualized TM based on prospective behavioral outcomes, like goal intention, quantity and determination of the effort to learn (Zaniboni et al., 2011). These variations of views have created different approaches

to measuring TM. For example, Noe and Schmitt (1986) built an eight-item scale to appraise learning motivation. Later, Noe, and Wilk (1993) developed a seventeen-item scale to measure the degree to which individuals perceive training as a useful and vital opportunity. Warr and Bunce (1995) created a twelve-item scale to measure distal and proximal forms of pre-TM. Warr et al. (1999) developed a six-item scale to assess trainees' motivation. Machin and Fogarty (2004) built a nine-item measure to assess the strength of trainees' desire to acquire new skills and trainees' intentions during training.

Vroom's (1964) expectancy theory assumes that motivation is a function of three variables: expectancy, instrumentality and valence. Thereafter, Mathieu et al. (1992) and Tharenou (2001) studied TM using the valence-instrumentality-expectancy (VIE) approach. Adomaityte (2013) argues that Vroom's (1964) expectancy theory model is the most used and has been proven most useful for studying TM (e.g., Mathieu et al., 1992; Mathieu & Martineau, 1997; Tharenou, 2001; Zaniboni et al., 2011).

For TM, Zaniboni et al. (2011) define valence is the perception of the attractiveness of training results, i.e. perceived value of training rewards. Second, instrumentality is the idea that training performance leads to successful job performance. In other words, it is the perceived rewards associated with learning. Third, expectancy is the confidence that effort devoted to training leads to successful training performance. In other words, it is the beliefs that the investment in training can lead to learning or gaining skills.

For this study, Zaniboni et al.'s (2011) scale will be utilized, since this scale is based on the VIE approach and provides a multi-dimensional TM measure. The items of this scale were adjusted from Truxillo and Weathers' (2005) original measure.

2. A THEORETICAL MODEL

Mudor and Tooksoon (2011) state that human resources management practice, i.e. supervision, pay, and training, positively and significantly cor-

relates with JS. Although Altarawneh (2005) states that training does not improve employees' satisfaction and/or commitment, several studies acknowledge the positive influence of T&D on employee satisfaction (e.g., Schmidt, 2007; Malallah, 2010; Costen & Salazar, 2011; Khawaja, 2012; Hanaysha & Tahir, 2016; Wen-Rou & Chih-Hao, 2016).

In contrast, although the direct relationship – job satisfaction's impact on employees' motivation for training – has not been investigated sufficiently, the authors found a logical reason to propose this. Facteau et al. (1995) argue that the organizational commitment, intrinsic and compliance incentives, training reputation, as well as top management, supervisor and subordinate support, were found to be predictors of pre-TM. In a similar context, Egan, Yang, and Kenneth (2004) claim that JS is associated with organizational learning culture. Interesting findings were presented by Tsai, Yen, Huang, and Huang (2007), who investigated the content of JS in organizations that adopted downsizing strategies. They found that satisfaction significantly influenced the remaining employees' commitment to learning. From another angle, Chang and Lee (2007) suggest that both organizational culture and leadership have a significant positive effect on the operation of organizations' learning. Further, it was found that the process of learning in organizations has a positive and significant effect on JS. Jehanzeb, Rasheed, and Rasheed (2013) found that motivated workers had positive perceptions about the training initiatives offered by their organization. Ensour (2013) argues that employees' unwillingness to do training could be linked to their dissatisfaction with the managerial style in their organizations. Therefore, employee JS is assumed to result in a higher employee motivation for training.

Main hypothesis: *Employees' job satisfaction has a significant positive impact on employee motivation for training:*

- Job satisfaction and valence

Employees perceptions and satisfaction with their contextual factors are perceived to have an impact on valence. Beier and Kanfer (2009) state that valence is the value individuals place on the outcome associated with training. Tracey et al. (2001) claim that the professional and informal relationships between

supervisors and their subordinates can send explicit messages regarding the value of training. Although Zaniboni et al. (2011) found that contextual elements like job support were related to expectancy but not to instrumentality or valence. However, Beier and Kanfer (2009) state that perceptions of the organizational environment and the current work influence the valence that an individual places on T&D opportunities. Accordingly, the first sub-hypothesis is proposed:

First sub-hypothesis: *Employees' job satisfaction has a significant positive impact on the training motivation construct of valence:*

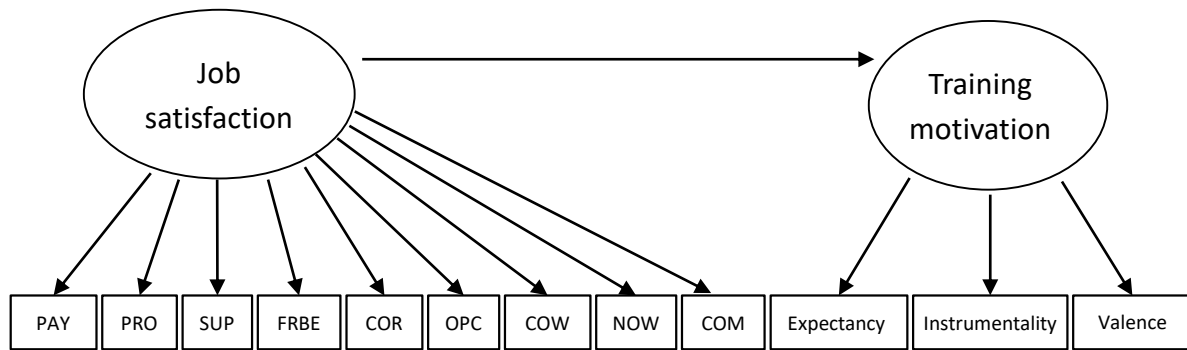
- Job satisfaction and instrumentality

Tharenou (2001) found that employees' participation in T&D is greater if they expect that the skills and knowledge gained from training are instrumental for gaining extrinsic outcomes. Later, Egan et al. (2004) claim that organizational learning culture and employees JS are significant in determining employees' motivation to transfer training. Bell et al. (2017) indicate that supervisor and peer support, opportunities to apply learned skills on the job, and organizational culture and practices can determine the extent to which newly acquired competencies are applied on the job. They added that the work context influences participation in developmental activities and the effectiveness of those activities, since it can influence employees' learning motivation and ability to apply what they have learned in training. Given that instrumentality refers to the belief that training would lead to successful job performance, it is logical to assume that employees satisfaction with their work context would have an impact on instrumentality.

Second sub-hypothesis: *Employees' job satisfaction has a significant positive impact on the training motivation constructs of instrumentality:*

- Job satisfaction and expectancy

Employees satisfaction with their contextual factors is perceived to have an impact on expectancy, i.e. employees' assurance in the ability to learn or gain skills and knowledge through training. For example, Cohen (1990) claimed that workers who have supportive supervisors, participate in training activities with stronger beliefs that they would be useful.



Note: PAY – pay, PRO – promotion, SUP – supervision, FRB – Fringe benefits, COR – Contingent rewards, OPC – operating conditions, COW – Co-workers, NOW – Nature of work, COM – Communication.

Figure 1. Proposed theoretical framework to test the impact of job satisfaction on training motivation

Tracey, Hinkin, Tannenbaum, and Mathieu (2001) claim that supervisors' expression of their support for learning positively influences employees' confidence in acquiring knowledge and skills, thus can motivate that person to participate in training. Zaniboni et al. (2011) state that job support, including supervisors' and co-workers' support, was related to expectancy. They added that jobs that are designed to support personal and constant development have an impact on expectancy. Given the mentioned contextual factors that influence TM, it is logical to assume that:

Third sub-hypothesis: *Employees' job satisfaction has a significant positive impact on the training motivation constructs of expectancy.*

3. RESEARCH METHOD

According to the research objectives, the deductive approach was adopted, and a structured questionnaire was developed for data collection (see appendix A). The research questionnaire combined two scales, with the first scale measuring JS. As mentioned earlier, JSS was utilized to measure employee satisfaction. This measure was originally developed by Spector (1985). The researcher contacted Paul Spector through ResearchGate and received – with appreciation – the original and the translated (Arabic) version of JSS. JSS measures nine organizational dimensions with each dimension consisting of four items; overall, JSS comprises 36 items.

The second scale measures TM. This study utilized Zaniboni et al.'s (2011) scale, which is based on three

constructs (valence, instrumentality and expectancy). The TM scale was translated from English to Arabic by two colleagues. Thereafter, a comparison, revision and emendation were made for the two translated versions to issue a first draft of the Arabic questionnaire. This draft was translated back into English by two different colleagues to compare the authors' version with the original version. This process was done in order to assure its validity.

Both scales are ranked according to the Likert scale from 1 – Strongly Disagree to 5 – Strongly Agree as the Likert scale is broadly used for measuring attitudes (Pallant, 2005).

3.1. Research sample

The research sample consists of six ministries in Jordan (Ministry of Public Sector Development, Ministry of Energy and Mineral Resources, Ministry of Education, Ministry of Social Development, Ministry of Environment, Ministry of Higher Education and Scientific Research) representing 23% of the research population. 600 questionnaires were distributed, 356 questionnaires were returned, and 342 questionnaires were valid for analysis.

3.2. Characteristics of the sample

The male respondents represented 54% of participants, and females represented 46%. Having such a finding implies consistency with labor gender distribution in the Jordanian labor market as males dominate the labor market according to the 2017 Ministry of Labor report.

Almost 52% of respondents had more than ten years of work experience. Such findings reinforce the idea that the Jordanian government has deactivated the recruitment processes in the public sector. Moreover, 19% of respondents had less than five years of experience. This finding is consistent with the age distribution in the Jordanian labor market. According to the Ministry of Labor's 2017 report (2017), the lowest age category in the labor market was the age group of 20-24 years as they represented 13.5% of the labor market. The percentage increased slightly to 17% in the age category of 25-29 years; the highest figure, 29.7%, was in the 30-39 age group, followed by the 40-49 group, with a percentage of 23.3%. Overall, 81% of research respondents had experience of more than five years, which shows the difficulties of entering the labor market for the younger generation. Regarding participants' qualifications, more than 71% of respondents held a first degree (Bachelor Degree) and more than 14% of respondents held Master's and Ph.D. degrees.

3.3. Validity and reliability

The research instrument used in this study was tested using face, content, construct, convergent and discriminant validity. The first type of validity, "face validity", was conducted by piloting the research instrument by several academic staff and

managers at the Jordanian public sector in order to check the instrument in terms of relevance and appropriateness. Based on the face validity test, some minor changes have been made such as the demographic information. Regarding the content validity, the key issue was using scales and dimensions that have been developed, used and tested in the previous empirical and theoretical studies in the relevant literature. Accordingly, the current study adopted and implemented dimensions used and tested before for the two scales (JS and TM) (e.g., Spector, 1985; Zaniboni et al., 2011).

Regarding construct validity, the confirmatory factor analysis technique (CFA) is used as suggested by Hair et al. (2006). The CFA test aims to confirm whether the instruments and items used in this study generate the same loading and number of dimensions as suggested by the original developers. Table 1 confirms the same loading and factors of the constructs under investigation.

To establish the convergent validity, Table 1 indicates that items of the two scales show significant factor loadings. However, some items that did not reach the required threshold .60 were deleted. Moreover, Table 1 shows relatively high average variances extracted (AVE) as suggested by Bagozzi (1980) for measuring convergent validity.

Table 1. Findings of confirmatory factor analysis

Constructs, dimensions and items		CFA factor loadings
Job Satisfaction		
Pay AVE: 0.56		
Pay 1	I feel I am being paid a fair amount for the work I do	Deleted
Pay 2	Raises are too few and far between (R)	0.61
Pay 3	I feel unappreciated by the organization when I think about what they pay me (R)	0.63
Pay 4	I feel satisfied with my chances for salary increases	0.61
Promotion AVE: 0.59		
Pro 1	There is really too little chance for promotion on my job (R)	Deleted
Pro 2	Those who do well on the job stand a fair chance of being promoted	0.61
Pro 3	People get a head as fast here as they do in other places	0.64
Pro 4	I am satisfied with my chances for promotion	0.66
Supervision AVE: 0.62		
Supr 1	My supervisor is quite competent in doing his/her job	0.60
Supr 2	My supervisor is unfair to me (R)	0.71
Supr 3	My supervisor shows too little interest in the feelings of subordinates (R)	0.66
Supr 4	I like my supervisors	0.61

Table 1 (cont.). Findings of confirmatory factor analysis

Constructs, dimensions and items		CFA factor loadings
Fringe Benefits AVE: 0.58		
Frinb 1	I am not satisfied with the benefits I receive (R)	0.61
Frinb 2	The benefits we receive are as good as most other organizations offer	0.60
Frinb 3	The benefit package we have is equitable	0.68
Frinb 4	There are benefits we do not have which we should have (R)	0.60
Contingent Rewards AVE: 0.57		
COR1	When I do a good job, I receive the recognition for it that I should receive	0.62
COR2	I do not feel that the work I do is appreciated (R)	0.60
COR3	There are few rewards for those who work here (R)	0.63
COR4	I don't feel my efforts are rewarded the way they should be (R)	0.62
Operating Conditions AVE: 0.55		
OPC 1	Many of our rules and procedures make doing a good job difficult (R)	Deleted
OPC 2	My efforts to do a good job are seldom blocked by red tape	0.61
OPC 3	I have too much to do at work (R)	0.60
OPC 4	I have too much paperwork (R)	0.61
Co-Workers AVE: 0.60		
COW 1	I like the people I work with	0.66
COW 2	I find I have to work harder at my job because of the incompetence of people I work with (R)	Deleted
COW 3	I enjoy my co-workers	0.62
COW 4	There is too much bickering and fighting at work (R)	0.61
Nature of Work AVE: 0.60		
NOW 1	I sometimes feel that my job is meaningless (R)	0.65
NOW 2	I like doing the things I do at work	0.61
NOW 3	I feel a sense of pride in doing my job	Deleted
NOW 4	My job is enjoyable	0.64
Communication AVE: 0.59		
COM 1	Communication seems good within the organization	Deleted
COM 2	The goals of this organization are not clear to me (R)	0.60
COM 3	I often feel that I do not know what is going on with the organization (R)	0.62
COM 4	Work assignment are not fully explained (R)	0.60
Model Goodness of Fit Indices	Model desired level	Findings
Chi-Square	$\chi^2, P \geq 0.05$	$\chi^2 = 558, \text{Sig at } 0.00$
Normed Fit Index	NFI ≥ 0.90	0.92
Non-normed Fit Index	NFII ≥ 0.90	0.95
Comparative Fit Index	CFI ≥ 0.90	0.93
Goodness of Fit Index	GFI ≥ 0.90	0.91
Adjusted Goodness-of-Fit Index	AGFI ≥ 0.80	0.89
Standardized Root Mean-Square Residual	SRMR ≤ 0.08	0.06
Root Mean Square Error of Approximation	RMSEA ≤ 0.08	0.05
Training Motivation		
Valence AVE: 0.67		
Val 1	By attending training activities, I want to improve technical/practical knowledge in my job	Deleted
Val 2	I feel that it is important to take part in training programs in order to strengthen my problem-solving skills	0.81
Val 3	I think it is important to learn new things from training activities	0.66
Instrumentality AVE: 0.53		
Inst 1	I believe that training activity is useful for workers who occupy a job position similar to mine	0.73
Inst 2	Usually I am able to apply to my job what I learn in training activities	0.69
Inst 3	Acquiring new skills, thanks to training activities, positively influences my performances	0.73

Table 1 (cont.). Findings of confirmatory factor analysis

Constructs, dimensions and items		CFA factor loadings
Expectancy AVE: 0.67		
Exp 1	If I am involved in training activities, I am confident I can master aspects of my job	0.82
Exp 2	If I am involved in training activities, I am confident I can learn the new knowledge taught in the training activities	0.70
Exp 3	If I am involved in training activities, I am confident I can improve my ability of initiative	0.77
Model Goodness of Fit Indices	Model desired level	Findings
Chi-Square	$\chi^2, P \geq 0.05$	$\chi^2 = 37.9, \text{Sig at } 0.00$
Normed Fit Index	$NFI \geq 0.90$	0.96
Non-normed Fit Index	$NFI \geq 0.90$	0.95
Comparative Fit Index	$CFI \geq 0.90$	0.97
Goodness of Fit Index	$GFI \geq 0.90$	0.96
Adjusted Goodness-of-Fit Index	$AGFI \geq 0.80$	0.92
Standardized Root Mean-Square Residual	$SRMR \leq 0.08$	0.04
Root Mean Square Error of Approximation	$RMSEA \leq 0.08$	0.07

Moreover, Table 1 shows acceptable fit indices for the two variables under investigation in this study.

As Table 1 shows, deletion for several items was due to having weak factor loading and high errors. At the same time, deleting the above items has helped in improving the CFA model fit indices. Moreover, it is worth mentioning that the instrument used for measuring JS includes 19 negative items and researchers reversed them according to the required steps and procedures.

For the purpose of discriminant validity, it is evident in Table 2 that the used and adopted instruments for the two variables are truly distinct from each other and reflect the supposed phenomena

that other measures do not. Moreover, Table 2 shows the average variance extracted (AVE) from each construct is higher and more than squared correlations and shared variance. In other words, Table 2 informs that all the squared correlations and shared variance between each pair of variables are less than the variables AVEs which offers an empirical support for the discriminant validity among constructs and dimensions.

Thereafter, the reliability was checked. In this regard, Cronbach's alpha test was used to measure the reliability of each scale (JS and TM) to ensure that the adopted scales were purified and suitable for measuring constructs under investigation in new settings and contexts.

Table 2. Shared variance among the research dimensions

Dimensions	1	2	3	4	5	6	7	8	9	10	11	12
1. SUP	0.62	–	–	–	–	–	–	–	–	–	–	–
2. COM	0.27	0.59	–	–	–	–	–	–	–	–	–	–
3. COW	0.38	0.27	0.60	–	–	–	–	–	–	–	–	–
4. NOW	0.35	0.33	0.46	0.60	–	–	–	–	–	–	–	–
5. OPC	0.24	0.32	0.30	0.26	0.55	–	–	–	–	–	–	–
6. PAY	0.13	0.13	0.10	0.20	0.27	0.56	–	–	–	–	–	–
7. PRO	0.22	0.18	0.08	0.11	0.43	0.45	0.59	–	–	–	–	–
8. FRB	0.26	0.24	0.15	0.25	0.45	0.52	0.50	0.58	–	–	–	–
9. COR	0.32	0.27	0.22	0.26	0.48	0.55	0.53	0.57	0.57	–	–	–
10. VAL	0.22	0.16	0.20	0.18	0.13	0.04	0.02	0.05	0.12	0.67	–	–
11. INS	0.19	0.07	0.10	0.19	0.04	0.04	0.005	0.02	0.11	0.52	0.53	–
12. EXP	0.26	0.17	0.27	0.23	0.16	0.17	0.07	0.12	0.18	0.60	0.61	0.67

Table 3. Reliability scores for the aggregate purified scales for all constructs

Scale	Dimension	Cronbach's Alpha
Job satisfaction	1. Pay	.628
	2. Promotion	.576
	3. Supervision	.756
	4. Fringe benefits	.566
	5. Contingent rewards	.608
	6. Operating conditions	Dropped (unacceptable low score)
	7. Co-workers	.520
	8. Nature of work	.595
	9. Communication	.558
	Overall job satisfaction scale	.806
Training motivation	1. Valence	.682
	2. Instrumentality	.785
	3. Expectancy	.808
		Overall training motivation scale

The Cronbach's alpha findings for all dimensions revealed acceptable as well as unacceptable outcomes. In other words, Cronbach's alpha values and item-to-total correlation scores were below as well as above the recommended alpha value of .60. Accordingly, the researchers utilized the results, which emerged in the column entitled "the Cronbach's alpha if item deleted" to improve the scales' reliability.

Better and more acceptable Cronbach's alpha and item-total correlation values were gained as a result of deleting the low correlated items. Specifically, the 'operating conditions' dimension, which is one of the JS scales, was dropped and removed in this study from any further analysis due to having low and poor reliability scores (Cronbach's alpha value for the scale: .339; Cronbach's alpha value if the item was deleted: .406).

According to the purification process results, the dimensions of JS were reduced to eight instead of the initial nine dimensions as suggested by Spector. Moreover, the initial set of items for measuring all dimensions of JS was reduced from 36 items to 26 items. In other words, 10 items from the JS variable were deleted, as recommended by the reliability test based on the results of Cronbach's alpha if an item was deleted. On the other hand, only one item was deleted from the first dimension of TM. Table 3 shows the final Cronbach's alpha scores for all dimensions after the purification process:

At the construct level, Table 3 shows that the Cronbach's alpha values for the two scales (JS and TM) exceeded the recommended criterion of Cronbach's alpha value (JS = .806; TM: .806). At the dimensional level, Cronbach's alpha values for some dimensions were below .60 but more than .50 even after the purification process mentioned earlier. However, the researchers decided to keep such dimensions due to the idea that a Cronbach's alpha value of more than .50 was still acceptable and the item deleting option would not have enhanced the Cronbach's alpha score. Therefore, it was confirmed that those dimensions and scales were reliable for measuring JS and TM.

3.4. Analysis tools

Descriptive statistics techniques such as mean, standard deviation, skewness and kurtosis were implemented to assess the answers of respondents and to make sure that their responses were normally distributed.

Furthermore, MR was performed to examine the impact of JS on TM. The main aim of MR is to examine the predictive power of the independent variables (eight dimensions of JS) on the dependent variable (TM). Thereafter, MR analysis was conducted three times sequentially, each time using a different construct of TM as a dependent variable in order to give more insights for researchers, practitioners and readers.

4. DATA ANALYSIS AND FINDINGS

The mean values for JS dimensions ranged between 2.53 (fringe benefits) and 3.66 (nature of work); standard deviations ranged between .716 (nature of work) and .942 (supervision) (see Table 4). Having a moderate mean score for the dimension of fringe benefits indicates that public sector employees believed they deserved better benefits. This could be attributed to limited resources allocated for the public sector in Jordan. This area needs more studies to explore the reasons behind moderate employee satisfaction in the Jordanian public sector regarding the pay dimension with a mean of 2.76, promotion dimension 2.62, fringe benefits 2.53 and contingent rewards 2.76.

Regarding the TM scale, the highest mean was for the expectancy dimension with a mean of 3.89, indicating that employees have the confidence in their abilities to learn and improve their skills, whereas the lowest was for instrumentality with learning with a mean of 3.49. In terms of overall scales, Table 4 indicates a positive and more than moderate assessment for JS with a mean of 3.11 and TM with a mean of 3.75.

Regarding normality, two statistical approaches were used for exploring data normality, skewness and kurtosis. Skewness refers to the symmetry of the data collected. A skewed finding implies a variable whose mean is not in the center of the dis-

tribution, while kurtosis measures the peakedness of the collected data, meaning that the distribution of the data collected can be too peaked with short and thick tails, or too flat with long and thin tails. In this regard, the most acceptable and well-known rule of thumb to assume normality indicates that scores for skewness and kurtosis should not fall outside the range of 1 and -1. Thankfully, the findings shown in Table 4 demonstrate that all variables and dimensions in this study are normally distributed since such findings did not violate the accepted rule of thumb of normality.

4.1. Model assessment and hypotheses testing

As mentioned earlier, MR aims to examine the predictive power of the independent variables (eight dimensions of JS) on the dependent variable (TM). Thereafter, this study conducted MR analysis three times sequentially, each time using a different construct of TM as a dependent variable.

4.2. Assumptions and parameters of multiple regressions

Before running and using MR, researchers should make sure that the estimated errors are at the minimum level and do not violate the findings of the study (Hair et al., 2006; Tabachnick & Fidell, 2007). Table 5 summarizes the key assumptions of MR and provides answers for the associated parameters.

Table 4. Findings of the descriptive statistics

Scale	Dimension	M*	SD*	S**	K**	N*
Job Satisfaction	Pay	2.76	.823	-.013	-.729	4
	Promotion	2.62	.822	.263	-.212	3
	Supervision	3.55	.942	-.728	-.031	3
	Fringe benefits	2.53	.870	.165	-.437	3
	Contingent rewards	2.76	.885	.046	-.505	3
	Co-workers	3.60	.760	-.470	-.093	3
	Nature of work	3.66	.716	-.447	-.018	4
	Communication	3.38	.833	-.395	-.298	3
	Overall Job Satisfaction	3.11	.470	-.001	-.114	26
Training Motivation	Valence	3.86	.829	-.786	.712	2
	Instrumentality	3.49	.977	-.484	-.448	3
	Expectancy	3.89	.804	-.729	.729	3
	Overall Training Motivation	3.75	.752	-.645	.504	8

Note: * M – mean, S.D. – standard deviation, S – skewness, K – kurtosis, N – number of items on the scale. ** The cut-off point between -1 and 1.

Table 5. Assumptions of multiple regression

Assumption		Technique	Rule of Thumb	Results		
Sample Size			$N^* \geq 104 + m^{**}$	Accepted (N* = 342)		
Normality		Skewness & Kurtosis	-1 to 1	Accepted (See Table 2)		
Multicollinearity	Pay	Tolerance	More than .10	.621	Passed	
		VIF	Less than 10	1.611	Passed	
	Promotion	Tolerance	More than .10	.728	Passed	
		VIF	Less than 10	1.374	Passed	
	Supervision	Tolerance	More than .10	.828	Passed	
		VIF	Less than 10	1.208	Passed	
	Fringe benefits	Tolerance	More than .10	.678	Passed	
		VIF	Less than 10	1.476	Passed	
	Contingent rewards	Tolerance	More than .10	.657	Passed	
		VIF	Less than 10	1.523	Passed	
	Co-workers	Tolerance	More than .10	.741	Passed	
		VIF	Less than 10	1.350	Passed	
	Nature of work	Tolerance	More than .10	.795	Passed	
		VIF	Less than 10	1.257	Passed	
	Communication	Tolerance	More than .10	.760	Passed	
		VIF	Less than 10	1.316	Passed	
	Outliers		Mahalanobis Distance	< 26.3	One case deleted	
			Cook's Distance	< 1	Zero cases	
		Standardized Residual	-3.3 and 3.3	Three cases deleted		

Note: * sample size, ** number of independent variables.

Table 5 shows that none of the MR assumptions were violated in the data gathered for this study. Firstly, the sample size (N = 342) was well above the rule of thumb, which relies on the number of independent variables. Secondly, findings confirm the normality of data as none of the independent variable dimensions violated the rule of thumb for skewness and kurtosis, since none of the kurtosis and skewness results fell outside the range of 1 and -1. Thirdly, multicollinearity was measured using two tests (tolerance and the Variance Inflation Factor (VIF)), and the findings presented in Table 5 support the notion that there is no multicollinearity according to the rule of thumb associated (all outcome of tolerance values were well above the rule of thumb > 10; all outcomes of VIF values were well below the rule of thumb < 10). Finally, regarding outliers, Tabachnick and Fidell (2007) indicate that outliers mean all cases which have standardized residuals beyond +3.3 and -3.3, thus residuals should be between these two extremes. The findings show some outliers break the rule of thumb and as a result, the researchers deleted three cases to make standardized residuals normal, ranging from +2.068 to -3.015, which means that the data now does not have any outli-

ers. Moreover, normality was also measured using two different techniques (Mahalanobis distance and Cook's distance). On the one hand, the results show that the Mahalanobis test had only one case as an outlier, since this case violated the suitable critical chi-square value < 26.3. On the other hand, the relevant rule of thumb of Cook's distance indicates that all variables should be less than 1. Fortunately, all case scores were less than 1, so it can be assumed now after deleting the mentioned cases that the data collected does not have outliers and is suitable for running further MR analysis.

4.3. Findings of model assessment and hypotheses testing

As mentioned before, the MR technique predicts the relative power, importance and contribution of all independent variables on the dependent variable in order to be able to answer the main hypothesis and sub-hypotheses.

In terms of the overall model fit (the main hypothesis), the results of the MR analysis indicate that the independent variable explains and predicts only 18.8% of variance of the dependent variable

Table 6. Multiple regressions results

Job Satisfaction	Model One Overall Training Motivation Main Hypothesis			Model Two Valence – TM First Sub-Hypothesis			Model Three Instrumentality – TM Second Sub-Hypothesis			Model Four Expectancy – TM Third Sub-Hypothesis		
	(β)	P value	Finding	(β)	P value	Finding	(β)	P value	Finding	(β)	P value	Finding
Pay	-.041	.515	Insig	-.027	.679	In-Sig	-.042	.511	In-Sig	-.035	.585	In-Sig
Promotion	.005	.933	Insig	-.017	.777	Insig	-.053	.371	Insig	.097	.102	Insig
Supervision	.178	.001	Sig	.154	.007	Sig	.144	.010	Sig	.160	.004	Sig
Fringe benefits	.074	.223	Insig	.076	.228	Insig	.071	.253	Insig	.042	.497	Insig
Contingent rewards	-.139	.024	Sig	-.214	.001	Sig	-.020	.753	Insig	.146	.020	Sig
Co-workers	.165	.005	Sig	.189	.002	Sig	.081	.166	Insig	.167	.005	Sig
Nature of work	.286	.000	Sig	.146	.012	Sig	.333	.000	Sig	.236	.000	Sig
Communication	-.009	.868	Insig	.069	.242	Insig	-.066	.256	Insig	-.016	.787	Insig
R2	18.8			.133			.163			.160		
P value	0.00			.000			.000			.000		
Finding	Accepted			Accepted			Accepted			Accepted		

(training motivation). In other words, the low R^2 score (18.8%) indicates that the overall dimensions of JS explains a low but significant variance of the overall TM constructs at the significance level ($p < .00$). Table 6 presents findings of the MR analysis for all hypotheses developed in this study.

The MR analysis shows that four dimensions of JS (supervision, contingent rewards, co-workers and nature of work) had a significant impact on the overall TM model. The R^2 value for the eight dimensions was relatively low. Furthermore, it was found that three dimensions of JS (supervision, co-workers and nature of work) had a positive and significant Beta value ($\beta = 0.178, P < 0.05$; $\beta = 0.165, P < 0.05$; $\beta = 0.286, P < 0.05$).

The results show that nature of work scored the highest β value, assuming that employees' satisfaction with the nature of their job (meaningfulness of the job, sense of pride, enjoyment and enthusiasm for the job's activities) influenced their motivation to participate in training. This finding suggests that employees who enjoyed and loved what they do, who felt that their work was meaningful, had more enthusiasm to engage in training activities. In a similar context, Zaniboni et al. (2011) claim that the nature and type of job is likely have an influence on employees' TM. Orpen (1999) found that job involvement correlated significantly with TM. Tracey et al. (2001) state that individuals with high job involvement appreciate opportunities to take part in training activities to boost their job situation. Furthermore, highly in-

volved workers are more likely to develop high levels of pre-training self-efficacy, particularly for job related training.

Supervision was found to have a positive and significant Beta value, assuming that employees' satisfaction with their supervisors (admiration, supervisors' competence, fairness and care about subordinates' feelings) influenced employee TM. This finding is consistent with the findings of Cohen (1990) and Tracey et al. (2001). In a similar context, Facticeau et al. (1995) concluded that supervisors' support is positively related to pre-TM. Overall, Bunch (2007) stresses the importance of supervisors' support by stating that even well-prepared customer service training will not be transferred if supervisors assess only the number of transactions processed rather than customer satisfaction.

Employee satisfaction with their co-workers (liking co-workers, co-workers' competence, enjoyment working with co-workers, bickering and/or fighting) had the least but positive and significant influence on employees' motivation for training. Similarly, Facticeau et al. (1995) claim that three social support elements (top management, supervisor and subordinate support) were found to be predictive of pre-TM.

The findings also show that contingent rewards had a negative and significant impact and contribution on the overall TM ($\beta = -0.139, P < 0.05$), assuming that contingent rewards (e.g., apprecia-

tion and recognition for good work) led employees to focus on current work accomplishments rather than long-term learning. Several efforts were made to examine goal orientation and the theory of TM (Zaniboni et al., 2011). In this context, Zaniboni et al. (2011) claim that performance goal oriented people are concerned with goals that reveal task competence and receive positive judgment, therefore, no significant relationships were found between performance goal orientation and the three dimensions of the TM. In this context, Colquitt and Simmering (1998) found a negative correlation between performance orientation and expectancy and TM. Chiaburu and Marinova (2005) found a significant relationship between the learning approach goal orientation and the TM, while no significant relationship was found between the performance goal orientation and the TM.

The findings also demonstrate that four dimensions (pay, promotion, fringe benefits and communication) of JS did not have a significant impact on the overall TM ($P > 0.05$), meaning that employee satisfaction with the mentioned variables had no relationship with TM. Perhaps pay, fringe benefits and promotion were perceived as a result of current efforts and not a long-term issue, resulting in employees' focusing on the current performance that organizations needed, thereby making training less attractive. In this regard, Orpen (1999) states that if the employees believe that there is 'something in training' for them, then they will react better to training. Therefore, managers should provide valuable training outcomes, dependent on employees making the required effort to benefit from the training (Orpen, 1999). However, Elsbach (2004) argues that perceptions regarding the possible benefits of training, e.g. promotion or pay increases, better predict the probability for training success.

To gain more insight into what enhances TM, another round of analysis was conducted for each construct of TM separately. Table 6 indicates that JS was a significant predictor of TM ($p < .00$) in the three models. However, it is clear that the predictive power of JS is low for the three models respectively ($R^2 .13$, $R^2 .16$, $R^2 .16$).

For Model 2, four dimensions of JS (contingent rewards, supervision, co-workers and nature of work) had a significant influence on TM (valence).

Regarding the nature of work, it was found that positive attitudes toward the nature of work had a positive impact on valence, assuming that employees who enjoyed and loved what they do and who felt their work was meaningful found that the training outcome (valence) was more attractive. In this context, Renta-Davids, Jiménez-González, Fandos-Garrido, González-Soto, (2014) state that task variety and task complexity have an impact on employees interest in acquiring new knowledge and skills, they explain that this interest refers to employees' desire to address their job demands.

Further, the authors' findings indicate that job support, such as supervision and co-worker support, influenced employees' beliefs that successful job performance was going to be valued. Contrary to the findings, Zaniboni et al. (2011) found that job support was related to expectancy but not to valence.

Contingent rewards had a strongest but negative impact ($\beta = 0.-214$, $P < 0.05$) on valence (attractiveness and the perceived value of training results). This means that employee satisfaction with contingent rewards which are linked to current performance made training outcomes (valence) less attractive.

Regarding Model 3, the nature of work and supervision were the only two dimensions of JS that were found to have a significant and positive impact on TM (instrumentality). These results make sense, as employees who did not think they could apply what they had learned in practice were not motivated to take part in training. In other words, they saw training as being fruitless. Similarly, Clark, Dobbins, and Ladd (1993) indicate that prior to training, a worker may perceive if the manager will facilitate training transfer efforts to the workplace. Moreover, this research results indicate that employees' satisfaction with the nature of their job positively influences instrumentality (successful performance).

For Model 4, four dimensions of JS (supervision, contingent rewards, co-workers and the nature of work) had a significant influence on TM expectancy. Regarding supervision, this finding is consistent with the findings of Tracey et al. (2001) and Cohen (1990) as they claim that supervisors' sup-

port positively influences employees' confidence in acquiring knowledge and skills through training. Zaniboni et al.'s (2011) study partially confirms our findings as it states that job support, including supervisors' and co-workers' support, was related to expectancy.

Regarding the nature of work, this finding is also consistent with that of Zaniboni et al. (2011) as they state that jobs that are designed to support personal and constant development have an impact on expectancy.

It was found that contingent rewards had a significant but negative impact ($\beta = 0.146, P < 0.05$). In this context, Colquitt and Simmering (1998) have also found a negative correlation between performance orientation and expectancy and learning motivation. However, no significant relationship was found by Chiaburu and Marinova (2005) between performance goal orientation and TM.

Therefore, it was found that the nature of work and supervision were the elements that appeared to influence all constructs of TM. With regard to supervision, Clark et al. (1993) suggest that workers have a tendency to suppose that the training will have limited utility if they conceive that their supervisor would not support training transfer which, overall, hinders TM. Facticeau et al. (1995) found that a supervisor's positive support was related to pre-TM, assuming that workers who perceived a greater degree of supervisor support, reported a greater level of TM. In this context, Bunch (2007) wonders how often people engage in independent thinking training just to be sent back to an autocratic supervisor.

Regarding the nature of work, Tracey et al. (2001) found that work assignments' nature and the way jobs are designed can generate extensive pressures on workers, which, in turn, have a significant impact on the degree to which workers are set for training. If the nature of the work is not flexible or does not allow growth, workers may not have the confidence that learning opportunities will be useful. In a study on training transfer, Ford, Quinones, Segó, and Sorra (1992) indicate that individuals had different chances to carry out trained tasks in the workplace, which could have had a consequent influence on training transfer.

Moreover, it was found that co-workers and contingent rewards did predict valence and expectancy but not instrumentality. Thus, it could be claimed that in an employee's good relationship with co-workers, their support has an impact on expectancy, i.e. confidence in the ability to gain knowledge and skills, as well as the significance and importance of training outcomes, but not on instrumentality (rewards associated with learning).

5. RESEARCH CONTRIBUTION AND RECOMMENDATIONS

This study makes a number of theoretical and managerial contributions. From a theoretical perspective, it investigated the relationship between various JS dimensions (pay, fringe benefits, contingent rewards, promotion, supervision, co-workers, nature of work and communication) and TM. This enhances our understanding regarding the organizational as well as other contextual factors that influence TM; this in turn is perceived as fundamental to training effectiveness.

As nature of work and supervision were found to have a significant impact on all TM constructs, this study suggests that managers should take them into consideration to enhance employees' desire and enthusiasm to engage in training activities. For example, this study suggests that designing challenging, meaningful, autonomous work tasks enhances employees' satisfaction with the nature of their jobs, which in turn influences the level of their confidence in training's role and outcomes.

Supervisors are advised to build a bridge of good relationships between them and their subordinates, as well as between subordinates themselves. A cooperative and supportive climate enhances workers' confidence in their ability to learn and boosts their trust that training can lead to successful improvement in performance, which eventually influences the importance attributed to training outcomes.

Contingent reward was found to have a significant but negative impact on TM. This indicates a need to critical revision of rewards pol-

icies, meaning that rewards policies should not be based on current performance only. A clear career development paths are advised to be created that determine the employees' T&D needs and link them with employees' progression and promotion.

6. LIMITATIONS AND FUTURE RESEARCH

This study was conducted in a specific context, Jordanian ministries, therefore, future research within other sectors, like private sector institutions in Jordan, would be a good contribution to examine other factors that influence TM in various sectors.

Furthermore, this study investigated only nine dimensions of JS based on Spector's model, which directs future research to investigate other aspects of JS.

Although the results show a positive assessment of JS as a whole, it is evident that employees have moderate satisfaction regarding pay practices, promotion, fringe benefits and contingent rewards, which indicates a need for more effort to study the Jordanian public sector compensation and benefit structure.

Additionally, this study investigates the impact of satisfaction on TM; however, the relationship between satisfaction, training motivation and desired training outcomes like training efficacy, employees' performance and organizational effectiveness was not investigated, leaving the door open for future research to investigate those relationships.

Finally, according to the time horizon, this study followed the cross-sectional path. Therefore, longitudinal research is needed to investigate employees' training motivation, for example, before and after conducting organizational reform programs.

CONCLUSION

This study concludes that four dimensions of JS (supervision, contingent rewards, co-workers and nature of work) predicted employees' motivation for training. However, the dimensions of JS explain a low but significant variance of the overall TM dimension. Furthermore, it was found that the nature of work scored the highest β value. This implies that employees who enjoyed and loved what they do, who felt their work was meaningful, had more enthusiasm to engage in training activities. Supervision was found to have a positive and significant β value, indicating that employees' satisfaction with their supervisors influenced employees' motivation for training. Employees' satisfaction with their co-workers had the least β value but a positive and significant influence on employee training motivation. Findings also show that contingent rewards had a negative and significant impact on TM, assuming that contingent rewards (e.g., appreciation and recognition for good work) led employees to focus on current accomplishments rather than long-term learning. The findings showed that four dimensions of JS (pay, promotion, fringe benefits and communication) did not have a significant impact on overall TM.

It was found that supervision predicted the three TM constructs, assuming that employees' satisfaction with their supervisors enhanced their confidence in their ability to learn and improve their skills. Furthermore, it was found that supervisors' support enhanced employees' beliefs that training could lead to an improvement in their performance, which overall influenced the importance attributed to training outcomes.

Furthermore, the nature of work predicted the three TM constructs, assuming that employees who were satisfied with and enjoyed their job were more confident in their abilities to learn through training, i.e. they believed that their efforts in training would enhance successful training performance. Moreover, they were more able to consider the essential role of training in improving their performance, which in turn enhanced the importance attributed to training outcomes.

Moreover, it was found that the nature of work and supervision were the elements that appeared to predict all constructs of TM, while the results indicate that employees' satisfaction with their co-workers and contingent rewards did predict valence and expectancy, but not instrumentality. Thus, it could be claimed that an employee's good relationship with co-workers, and co-workers' support have an impact on expectancy, i.e. workers' confidence in their ability to learn new knowledge and gain required skills, as well as the importance of training outcomes, but not on instrumentality (rewards associated with learning).

REFERENCES

1. Abdulrahim, A. (2011). *The Path to HRD: An Investigation of Training and Development Practices in the Libyan Manufacturing Sector In 21st century* (Ph.D. Thesis). University of Gloucestershire, UK.
2. Adomaityte, A. (2013). *Predicting post-training reactions from pre-training attitudes* (Ph.D. Thesis). Université de Montréal.
3. Albahssain, S. (2000). *Human Resource Development: An Investigation Into the Nature and Extent of Training and Development in the Saudi Private Manufacturing Sector* (Ph.D. Thesis). University of Bradford, UK.
4. Alegre, I., Mas-Machuca, M., & Berbegal-Mirabent, J. (2016). Antecedents of employee job satisfaction: Do they matter? *Journal of Business Research*, 69(4), 1390-1395. <http://dx.doi.org/10.1016/j.jbusres.2015.10.113>
5. Altarawneh, I. (2005). *Training and development effectiveness: practices, roles and impacts on performance in Jordanian banking organizations* (Ph.D. Thesis). University of Huddersfield, UK.
6. Angbetic, S., & Adelaine, T. (2016). The Influence of Organizational Justice on Job Satisfaction in a Hotel Setting. *DLSU Business and Economic Review*, 26(1), 17-29. Retrieved from <https://ejournals.ph/issue.php?id=843>
7. Astrauskaitė, M., Vaitkevičius, R., & Perminas, A. (2011). Job Satisfaction Survey: A Confirmatory Factor Analysis Based on Secondary School Teachers' Sample. *International Journal of Business and Management*, 6(5), 41-50. <http://dx.doi.org/10.5539/ijbm.v6n5p41>
8. Bagozzi, R. P. (1980). *Causal Models in Marketing*. New York: Wiley.
9. Beier, M., & Kanfer, R. (2009). Motivation in training and development. In S. W. J. Kozlowski & E. Salas (Eds.), *Learning, Training, and Development in Organizations* (pp. 65-97). Psychology Press.
10. Belhaj, F. (2000). *Training Practices in Yemeni Banks* (Master Thesis). Yarmouk University, Jordan.
11. Bell, B., Tannenbaum, S., Ford, J., Noe, R., & Kraiger, K. (2017). 100 Years of Training and Development Research: What We Know and Where We Should Go. *Journal of Applied Psychology*, 102(3), 305-323. <https://doi.org/10.1037/apl0000142>
12. Bunch, K. (2007). Training Failure as a Consequence of Organizational Culture. *Human Resource Development Review*, 6(2), 142-163. <https://doi.org/10.1177/1534484307299273>
13. Carlson, D., Bozeman, D., Kacmar, M., Wright, P., & McMahan, G. (2000). Training Motivation In Organizations: An Analysis Of Individual-Level Antecedents. *Journal of Managerial Issues*, 12(3), 271-287. Retrieved from <http://www.jstor.org/stable/40604311>
14. Chang, S., & Lee, M. (2007). A Study on Relationship Among Leadership, Organizational Culture, The Operation of Learning Organization and Employees' Job Satisfaction. *The Learning Organization*, 14(2), 155-185. <https://doi.org/10.1108/09696470710727014>
15. Chiaburu, D., & Marinova, S. (2005). What predicts skill transfer? An exploratory study of goal orientation, training self-efficacy and organizational supports. *International Journal of Training and Development*, 9(2), 110-123. <https://doi.org/10.1111/j.1468-2419.2005.00225.x>
16. Chung, T., Rutherford, B., & Park, J. (2012). Understanding Multifaceted Job Satisfaction of Retail Employees. *International Journal of Retail and Distribution Management*, 40(9), 699-716. <https://doi.org/10.1108/09590551211255974>
17. Clarke, S., & Metalina, T. (2000). Training in the new private sector in Russia. *International Journal of Human Resource Management*, 1, 19-36. <https://doi.org/10.1080/095851900339972>
18. Clark, C. S., Dobbins, G. H., & Ladd, R. T. (1993). Exploratory field study of training motivation: *Influence of Involvement, Credibility, and Transfer Climate*. *Group and Organization Management*, 18, 292-307. <https://doi.org/10.1177/1059601193183003>
19. Cohen, D. J. (1990). What motivates trainees. *Training and Development Journal*, 44(11), 91-93.
20. Colquitt, J. A., LePine, J. E., & Noe, R. A. (2000). Toward an integrative theory of training motivation: A meta-analytic path analysis of 20 years of research. *Journal of Applied Psychology*, 85, 678-707. Retrieved from <https://www.ncbi.nlm.nih.gov/pubmed/11055143>
21. Colquitt, J. A., & Simmering, M. J. (1998). Conscientiousness, goal orientation, and motivation to learn during the learning process: A longitudinal study. *Journal of Applied Psychology*, 83, 654-665. <http://psycnet.apa.org/doi/10.1037/0021-9010.83.4.654>

22. Costen, W., & Salazar, J. (2011). The Impact of Training and Development on Employee Job Satisfaction, Loyalty, and Intent to Stay in the Lodging Industry. *Journal of Human Resources in Hospitality & Tourism*, 10(3), 273-284. <https://doi.org/10.1080/15332845.2011.555734>
23. Egan, T., Yang, B., & Kenneth, R. (2004). The Effects of Organizational Learning Culture and Job Satisfaction on Motivation to Transfer Learning and Turnover Intention. *Human Resource Development Quarterly*, 15(3), 279-301. <https://doi.org/10.1002/hrdq.1104>
24. Elsbach, K. (2004). Interpreting workplace identities: The role of office décor. *Journal of Organizational Behavior*, 25, 99-128. <https://doi.org/10.1002/job.233>
25. Ensour, W. (2013). *The Conceptualization and Practice of Training and Development: Comparison between Public, Privatized and Private Companies in the Jordanian Electricity Sector* (Ph.D. Thesis). University of Hull, UK.
26. Facticeau, J., Dobbins, G., Russell, J., Ladd, R., & Kudisch, J. (1995). The influence of General Perceptions of the Training Environment on Pretraining Motivation and Perceived Training Transfer. *Journal of Management*, 21(1), 1-25. [https://doi.org/10.1016/0149-2063\(95\)90031-4](https://doi.org/10.1016/0149-2063(95)90031-4)
27. Ford, J. K., Quinones, M. A., Segó, D. J., & Sorra, J. S. (1992). Factors Affecting the Opportunity to Perform Trained Tasks on the Job. *Personnel Psychology*, 45(3), 511-527. <http://dx.doi.org/10.1111/j.1744-6570.1992.tb00858.x>
28. Giri, V. N., & Kumar, B. P. (2010). Assessing the impact of organizational communication on job satisfaction and job performance. *Psychological Studies*, 55(2), 137-143. <https://doi.org/10.1007/s12646-010-0013-6>
29. Hair, J., Black, W., Babin, B., Anderson, R., & Tatham, R. (2006). *Multivariate Data Analysis* (6th ed.). Prentice Hall, USA.
30. Hanaysha, J., & Tahir, P. (2016). Examining the Effects of Employee Empowerment, Teamwork, and Employee Training on Job Satisfaction 3rd Global Conference on Business and Social Sciences (GCBSS-2016) on "Contemporary Issues in Management and Social Sciences Research", 219, 72-282. Kuala Lumpur, Malaysia.
31. Ibrahim, R., Zirwatul A, Ohtsuka, K., Dagang, M., & Bakar, A. (2014). Job Satisfaction Among Malaysian Employees: An Application of Spector's Job Satisfaction Survey in the South East Asian Context. *Jurnal Pengurusan*, 41, 69-79. Retrieved from <http://ejournals.ukm.my/pengurusan/article/view/7767>
32. Izvercian, M., Potra, S., & Ivascu, L. (2016). Job Satisfaction Variables: A Grounded Theory Approach. *Procedia - Social and Behavioral Sciences*, 221, 86-94. <https://doi.org/10.1016/j.sbspro.2016.05.093>
33. Janićijević, N., Kovačević, P., & Petrović, I. (2015). Identifying Organizational Factors of Job Satisfaction: The Case of one Serbian Company. *Economic Annals*, 60(205), 73-104. <https://doi.org/10.2298/EKA1505073J>
34. Jehanzeb, K., Rasheed, A., & Rasheed, M. (2013). Organizational Commitment and Turnover Intentions: Impact of Employee's Training in Private Sector of Saudi Arabia. *International Journal of Business and Management*, 8(8), 79-90. <http://dx.doi.org/10.5539/ijbm.v8n8p79>
35. Khawaja, F. (2012). An Integrated Model of Training Effectiveness and Satisfaction with Employee Development Interventions. *Industrial and Commercial Training*, 44(4), 211-222. <https://doi.org/10.1108/00197851211231487>
36. Lanford, M., & Maruco, T. (2017). When Job Training Is Not Enough: The Cultivation of Social Capital in Career Academies. *American Educational Research Journal*. <https://doi.org/10.3102/0002831217746107>
37. Liu, C., Borg, I., & Spector, P. (2004). Measurement equivalence of the German job satisfaction survey used in a multinational organization: Implications of Schwartz's culture model. *Journal of Applied Psychology*, 89(6), 1070-1082. Retrieved from <http://psycnet.apa.org/doi/10.1037/0021-9010.89.6.1070>
38. Luiz, C., De Paula, S., & De Oliveira, L. (2018). Organizational commitment, job satisfaction and their possible influences on intent to turnover. *Revista de Gestão*, 25(1), 84-101. <https://doi.org/10.1108/REG-12-2017-008>
39. Machin, M., & Fogarty, G. (2004). Assessing the antecedents of transfer intentions in a training context. *International Journal of Training and Development*, 8(3), 222-236. <https://doi.org/10.1111/j.1360-3736.2004.00210.x>
40. Malallah, A. (2010). *Evaluating Leadership Development and Practices: An Empirical Study Of The Banking Sector In Kuwait* (Ph.D. Thesis). University of Bradford, UK.
41. Mathieu, J., Tannenbaum, S., & Salas, E. (1992). Influences of Individual and Situational Characteristics on Training Effectiveness. *Academy of Management Journal*, 35(4), 828-847. <https://doi.org/10.5465/256317>
42. Mathieu, J., & Martineau, J. (1997). Individual and situational influences in training motivation. In J. K. Ford, S. W. J. Kozlowski, K. Kraiger, E. Salas & M. S. Teachout (Eds.), *Improving training effectiveness in organizations* (pp. 193-222). Hillsdale, NJ: Erlbaum.
43. Medina, M. (2016). Conflict, individual satisfaction with team, and training motivation. *Team Performance Management*, 22(3/4), 223-239. <https://doi.org/10.1108/TPM-10-2015-0047>
44. Ministry of Labor Report (2017). Jordanian Labour Market in Numbers (2012-2016).
45. Mudor, H., & Tooksoon, P. (2011). Conceptual Framework on the Relationship between Human Resource Management Practices, Job Satisfaction, and Turnover. *Journal of Economics and Behavioural Studies*, 2(2), 41-49. Retrieved from <https://ifrnd.org/journal/index.php/jeps/article/view/220>

46. Nguyen, K., & Kim, K. (2013). The Impact of Situational Factors on Pre-Training Motivation. *Journal of Leadership, Accountability and Ethics*, 10(1), 109-120. Retrieved from <https://search.proquest.com/openview/486f86dea34465e8b2307d4fde24f7a1/1?pq-origsite=gscholar&cbl=39006>
47. Noe, R. A., & Schmitt, N. (1986). The influence of trainee attitudes on training effectiveness: Test of a model. *Personnel Psychology*, 39, 497-523. <https://doi.org/10.1111/j.1744-6570.1986.tb00950.x>
48. Noe, R. A., & Wilk, S. L. (1993). Investigation of the factors that influence employees' participation in development activities. *Journal of Applied Psychology*, 78(2), 291-302. <https://doi.org/10.1037/0021-9010.78.2.291>
49. Orpen, C. (1999). The influence of the training environment on trainee motivation and perceived training quality. *International Journal of Training and Development*, 3(1), 34-43. <https://doi.org/10.1111/1468-2419.00062>
50. Pallant, J. (2005). *SPSS Survival Manual* (2nd ed.). Australia: Allen & Unwin.
51. Renta-Davids, A., Jiménez-González, J., Fandos-Garrido, M., & González-Soto, A. (2014). Transfer of learning: Motivation, training design and learning-conducive work effects. *European Journal of Training and Development*, 38(8), 728-744. <https://doi.org/10.1108/EJTD-03-2014-0026>
52. Quinones, M. (1995). Pretraining Context Effects: Training Assignment as Feedback. *Journal of Applied Psychology*, 80(2), 226-238. Retrieved from <http://psycnet.apa.org/doi/10.1037/0021-9010.80.2.226>.
53. Robbins, S., & Judge, T. (2013). *Organizational Behavior* (15th ed.). USA: Pearson Prentice Hall.
54. Schmidt, S. (2007). The relationship between satisfaction with workplace training and overall job satisfaction. *Human Resource Development Quarterly*, 18(4), 481-498. <https://doi.org/10.1002/hrdq.1216>
55. Smith, C. S., Kendall, L. M., & Hulin, C. L. (1969). *The Measurement of Satisfaction in Work and Retirement: A Strategy for the Study of Attitudes*. Chicago: Rand-McNally.
56. Spector, P. (1985). Measurement of human service staff satisfaction: Development of the job satisfaction survey. *American Journal of Community Psychology*, 13(6), 693-713. Retrieved from <https://link.springer.com/article/10.1007%2FBF00929796>
57. Switzer, K., Nagy, K., & Mullins, M. (2005). The Influence of Training Reputation, Managerial Support, and Self-Efficacy on Pre-Training Motivation and Perceived Training Transfer. *Applied H.R.M. Research*, 10(1), 21-34. Retrieved from https://www.researchgate.net/publication/228425908_The_influence_of_training_reputation_managerial_support_and_self-efficacy_on_pre-training_motivation_and_perceived_training_transfer
58. Tabachnick, B., & Fidell, L. (2007). *Using Multivariate Statistics* (5th ed.). USA: Allyn and Bacon.
59. Tracey, J. B., Hinkin, T. R., Tannenbaum, S., & Mathieu, J. E. (2001). The influence of individual characteristics and the work environment on varying levels of training outcomes. *Human Resource Development Quarterly*, 12(1), 5-23. Retrieved from <http://scholarship.sha.cornell.edu/articles/948>
60. Truxillo, D. M., & Weathers, V. M. (2005). *Evaluation of a Substance Abuse Training Program for Supervisors: Some Preliminary Findings*. Oregon Nurses Association, Portland, OR.
61. Tsai, P., Yen, Y., Huang, L., & Huang, I. (2007). A Study on Motivating Employees' Learning Commitment in the Post-Downsizing Era: Job Satisfaction Perspective. *Journal of World Business*, 42(2), 157-169. <https://doi.org/10.1016/j.jwb.2007.02.002>
62. Tharenou, P. (2001). The relationship of training motivation to participation in training and development. *Journal of Occupational and Organizational Psychology*, 74, 599-621. <https://doi.org/10.1348/096317901167541>
63. Tziner, A., Fisher, M. Senior, T., & Weisberg (2007). Effects of Trainee Characteristics on Training Effectiveness. *International Journal of Selection and Assessment*, 15(2), 167-174. <https://doi.org/10.1111/j.1468-2389.2007.00378.x>
64. Vroom, V. (1964). *Work and Motivation*. New York, NY: John Wiley & Sons.
65. Warr, P., & Bunce, D. (1995). Trainee characteristics and the outcomes of open learning. *Personnel Psychology*, 48(2), 347-375. <https://doi.org/10.1111/j.1744-6570.1995.tb01761.x>
66. Warr, P., Allan, C., & Birdi, K. (1999). Predicting three levels of training outcome. *Journal of Occupational and Organizational Psychology*, 72(3), 351-375. <https://doi.org/10.1348/096317999166725>
67. Webster, J., & Martocchio, J. (1993). Turning Work Into Play: Implication For Microcomputer Software Training. *Journal of Management*, 19(1), 127-146. <https://doi.org/10.1177/014920639301900109>
68. Wen-Rou, H., & Chih-Hao, S. (2016). The Mediating Role of Job Satisfaction in the Relationship between Job Training Satisfaction and Turnover Intentions. *Industrial and Commercial Training*, 48(1), 42-52. <https://doi.org/10.1108/ICT-04-2015-0029>
69. Weiss, D. J., Dawis, R. V., England, G. W., & Lofquist, L. H. (1967). *Manual for the Minnesota Satisfaction Questionnaire*, 22. Minnesota Studies in Vocational Rehabilitation, Minneapolis: University of Minnesota, Industrial Relations Center.
70. Yelboga, A. (2009). Validity and reliability of the Turkish version of the job satisfaction survey (JSS). *World Applied Sciences Journal*, 6(8), 1066-1072. Retrieved from [https://www.idosi.org/wasj/wasj6\(8\)/9.pdf](https://www.idosi.org/wasj/wasj6(8)/9.pdf)
71. Zaniboni, S., Fraccaroli, F., Truxillo, D. Marilena, B., & Bauer, T. (2011). Training valence, instrumentality, and expectancy scale (T-VIES-it): Factor structure and nomological network in an Italian sample. *Journal of Workplace Learning*, 23(2), 133-151. <https://doi.org/10.1108/136656211111108792>

APPENDIX A

No.	Statement	Strongly disagree	Disagree	Neither agree nor disagree	Agree	Strongly agree
Job satisfaction						
1.	I feel I am being paid a fair amount for the work I do.					
2.	There is really too little chance for promotion on my job.					
3.	My supervisor is quite competent in doing his/her job.					
4.	I am not satisfied with the benefits I receive.					
5.	When I do a good job, I receive the recognition for it that I should receive					
6.	Many of our rules and procedures make doing a good job difficult.					
7.	I like the people I work with.					
8.	I sometimes feel that my job is meaningless.					
9.	Communication seems good within the organization.					
10.	Raises are too few and far between.					
11.	Those who do well on the job stand a fair chance of being promoted.					
12.	My supervisor is unfair to me.					
13.	The benefits we receive are as good as most other organizations offer.					
14.	I do not feel that the work I do is appreciated.					
15.	My efforts to do a good job are seldom blocked by red tape.					
16.	I find I have to work harder at my job because of the incompetence of people I work with.					
17.	I like doing the things I do at work.					
18.	The goals of this organization are not clear to me.					
19.	I feel unappreciated by the organization when I think about what they pay me.					
20.	People get a head as fast here as they do in other places.					
21.	My supervisor shows too little interest in the feelings of subordinates.					
22.	The benefit package we have is equitable.					
23.	There are few rewards for those who work here.					
24.	I have too much to do at work.					
25.	I enjoy my co-workers.					
26.	I often feel that I do not know what is going on with the organization.					
27.	I feel a sense of pride in doing my job.					
28.	I feel satisfied with my chances for salary increases.					
29.	There are benefits we do not have which we should have.					
30.	I like my supervisors.					
31.	I have too much paperwork.					
32.	I don't feel my efforts are rewarded the way they should be.					
33.	I am satisfied with my chances for promotion.					
34.	There is too much bickering and fighting at work.					
35.	My job is enjoyable.					
36.	Work assignments are not fully explained.					
Training motivation						
Valence						
1.	By attending training activities, I want to improve technical/practical knowledge in my job.					
2.	I feel that it is important to take part in training programs in order to strengthen my problem solving skills.					
3.	I think it is important to learn new things from training activities.					
Instrumentality						
4.	I believe that training activity is useful for workers who occupy a job position similar to mine.					
5.	Usually, I am able to apply to my job what I learn in training activities.					
6.	Acquiring new skills, thanks to training activities, positively influences my performances.					
Expectancy						
7.	If I am involved in training activities, I am confident I can master aspects of my job.					
8.	If I am involved in training activities, I am confident I can learn the new knowledge taught in the training activities.					
9.	If I am involved in training activities, I am confident I can improve my ability of initiative.					