







“The role of total quality management in enhancing the quality of private healthcare services”

AUTHORS	Mohannad Abu Daqar  https://orcid.org/0000-0002-3549-6101
	 http://www.researcherid.com/rid/AAL-8483-2020
	Milan Constantinovits  https://orcid.org/0000-0003-2593-0696
	 http://www.researcherid.com/rid/AAL-8598-2020
ARTICLE INFO	Mohannad Abu Daqar and Milan Constantinovits (2020). The role of total quality management in enhancing the quality of private healthcare services. <i>Problems and Perspectives in Management</i> , 18(2), 64-78. doi: 10.21511/ppm.18(2).2020.07
DOI	http://dx.doi.org/10.21511/ppm.18(2).2020.07
RELEASED ON	Monday, 27 April 2020
RECEIVED ON	Tuesday, 29 October 2019
ACCEPTED ON	Wednesday, 01 April 2020
LICENSE	 This work is licensed under a Creative Commons Attribution 4.0 International License
JOURNAL	"Problems and Perspectives in Management"
ISSN PRINT	1727-7051
ISSN ONLINE	1810-5467
PUBLISHER	LLC “Consulting Publishing Company “Business Perspectives”
FOUNDER	LLC “Consulting Publishing Company “Business Perspectives”

		
NUMBER OF REFERENCES	NUMBER OF FIGURES	NUMBER OF TABLES
42	2	13

© The author(s) 2024. This publication is an open access article.



BUSINESS PERSPECTIVES



LLC "CPC "Business Perspectives"
Hryhorii Skovoroda lane, 10,
Sumy, 40022, Ukraine
www.businessperspectives.org

Received on: 29th of October, 2019

Accepted on: 1st of April, 2020

Published on: 27th of April, 2020

© Mohannad Abu Daqar, Milan
Constantinovits, 2020

Mohannad Abu Daqar, Ph.D. Student,
Doctoral School of Management and
Business Administration, Szent István
University, Hungary. (Corresponding
author)

Milan Constantinovits, Ph.D., Dr.
Habil., Associate Professor, Doctoral
School of Management and Business
Administration, Szent István University,
Hungary.



This is an Open Access article,
distributed under the terms of the
[Creative Commons Attribution 4.0
International license](https://creativecommons.org/licenses/by/4.0/), which permits
unrestricted re-use, distribution, and
reproduction in any medium, provided
the original work is properly cited.

Conflict of interest statement:

Author(s) reported no conflict of interest

Mohannad Abu Daqar (Hungary), Milan Constantinovits (Hungary)

THE ROLE OF TOTAL QUALITY MANAGEMENT IN ENHANCING THE QUALITY OF PRIVATE HEALTHCARE SERVICES

Abstract

The study aims to explore the role of total quality management (TQM) in enhancing the service quality of the private healthcare sector in the Northern Area of West Bank Palestine. The study involves a questionnaire-based survey, private hospitals, and healthcare centers selected in North West Bank. The administrative employees are the population of the study, 200 employees were selected via stratified sampling method. By using the Structural Equation Modeling (SEM), the findings show that all TQM factors are positively and directly related to each other in the private healthcare sector. There is a positive and direct relationship between four TQM factors (customer satisfaction, employee involvement, continual improvements, and top management commitment) and service quality, while there is a negative direct relationship between processes and service quality. TQM factors (customer satisfaction, employee involvement, continual improvements, processes, and top management commitment) explained 95% of the variance in healthcare service quality ($R^2 = 0.950$, $P < 0.05$). Continual improvements is the main pillar in TQM application in healthcare sector, and it is highly associated with the private healthcare processes ($R^2 = 0.907$, $P < 0.01$), while top management commitment is the most significant factor in improving the service quality. Full understanding and commitment by the managers across all levels and activating the effective communication between employees at all levels in the organization are the key factors of a successful TQM implementation; it helps in strengthening the teamwork efficiency. Top management is required to avoid the monotonic managerial practices, especially in the organizational processes, as it has a negative impact on the private healthcare service quality.

Keywords

quality, total quality management, primary healthcare,
secondary healthcare, customer satisfaction

JEL Classification

I11, M10

INTRODUCTION

As long as the healthcare sector is considered the main pillar of the country, enhancing the quality of the provided services to patients is the main concern of the decision-makers and the top management of the healthcare organizations and centers due to the massive competition across this sector in Palestine. The significance of this study comes from the current skills gap in the Palestinian healthcare sector, which suffers from the deficiency of skilled professionals in this sector to manage these organizations and centers efficiently to enhance the healthcare services quality at the end. This gap covered both the medical and the administrative employees. The researcher will focus on the administrative employees in this sector (Abdullah, 2018).

Abdullah's (2018) study is the most recent in Palestine investigating the skills deficiency across the healthcare sector. The notable results about this study are classifying the skills deficiency for both the managerial and administrative employees. The root causes of skills gap and

deficiency for managerial positions are: top management skills, financial skills, leadership, communication, politely treating patients, and time commitment, whereas, for mid-level positions, they are: using the new devices, dealing with patients, leadership, work loyalty, teamwork, communication, training efficiency, and handling responsibilities.

The researchers took the initiative to investigate the role of the management practices to enhance the service quality in Palestine, the reason behind choosing the private sector is that the government healthcare sector has a centralized policy in their managerial practices. So, the researcher will apply the TQM principle to measure its influence on healthcare service quality. TQM was used as a managerial approach to measuring different aspects such as the management commitment and the employee involvement in the organization, so that this study will adopt this approach.

TQM concept was defined as an administration concept, which allows every contributor involved in the corporation to enhance and improve the corporation quality and the performance as well to instill and establish the quality pillars and concepts (Talib, Rahman, & Azam, 2010). Healthcare services comprise a wide variety of important quality aspects. In the healthcare services case, doctors, nursing homes, hospitals, clinics are considered as sellers since all of them offer and provide healthcare services for sale based on specific prices. On the other hand, the buyer is only the patient or client who will buy the offered healthcare services at a stipulated price. It also includes the performance quality, which is closely related and directly connected to healthcare, as housing, food, security, attitude of employees, safety, and other factors arise that are in connection with nursing homes and hospitals (Patel, 2015).

This study aims to explore the influence of TQM practices in the private healthcare sector in Palestine to improve the quality of care in this sector and to determine if there is any relationship between TQM and the quality of service provided by the healthcare sector.

1. LITERATURE REVIEW

1.1. Definition of key terms

Quality: Is a perception based on the individual value system for the person. It heavily depends on the expectations for each individual, culture, and life experiences (Mi. Halis, Twati, & Mu. Halis, 2017).

Total quality management: Defines the culture, organization, and attitude of any company or association, which tries to offer these consumers with the required products and services that meet and fulfill their need (Mi. Halis, Twati, & Mu. Halis, 2017).

Primary healthcare (PHC): Refers to beliefs and processes related to ways that healthcare is constructed. PHC comprises disease prevention, health promotion, primary care, community development, and population health within a holistic framework, which aims to provide essential healthcare for the community (WHO, 2004).

Secondary healthcare (SHC): Health professionals and other medical specialists who do not have initial contact with the patients, the SHV infrastructure at the urban hospitals and district hospitals are taking care of the PHC needs of the city/town citizens based on which they are located in these places (WHO, 2004).

Recently, healthcare sector globally is witnessing many successive variables, while the desire of healthcare development requires continual improvement and development in the quality management system to fast-track the pace of the new developments and to optimally manage the resources to improve the service quality and care to satisfy the customers and quickly respond to their expectations and aspiration in the right manner.

TQM term describes “the attitude, culture, and organization of any association or company that attempts to offer consumers with services and products which serve their needs” (Mi. Halis, Twati, & Mu. Halis, 2017). This culture requires a certain and specific amount of quality to be applied and

embedded in all the operations phases. Proper processes will be done at the first try, combined side by side with processes, which are responsible for eliminating operations defects.

TQM is a system that makes all the administrators and clinicians responsible for the quality of their healthcare organization. Systems in total quality management have been established to prevent most of the related administrative and clinical problems, increase patient satisfaction, improve the organizational processes continuously, and provide the healthcare services in the form of good, or better (Talib, Rahman, & Azam, 2010). TQM, as a universal management concept, includes all of the following concepts: employee participation, error prevention, customer focus, teamwork, leadership systemization, and the continuous improvements of quality. These concepts can be transferred and relocated to any business setting. Quality is the fundamental and the basic measurement tool of TQM, where continuous improvement is considered as the philosophy and on the part of employee's involvement is considered as the approach. Thus, in healthcare, TQM applications can be measured without paying much effort and the need to obtain deep and specific knowledge about the unique circumstances of the healthcare sector (Mohammad, 2014). TQM is defined in Davies' study (2003) as a management attitude that deals with work processes and people; it aims to enhance customer satisfaction and organizational performance.

Perrott (2002) refers to quality through achieving the maximum patient's satisfaction toward the provided services, and to enhance the organization's financial performance. One more definition related to US theories stressed that TQM is a significant management method (Dagger, Sweeney, & Johnson, 2007). Al-Shdaifat (2015) illustrates that TQM is a continuous quality improvement, which combines two concepts: management method and philosophy.

For a company to deliver its offers and to reach its customers, it is obvious that it needs services. The forms of these services depend on the product types offered by the company, and usually, it differs among various organizations. Ramseook-Munhurrin, Lukea-Bhiwajee, and Naidoo (2015)

defined service as a whole package consisting of all the activities that are significant to achieve customer satisfaction. Though, for J.-S. Lim, K.-S. Lim, Heinrichs, Al-Aali, Aamir, and Qureshi (2018), service quality defined as the source of the organization's competitive advantage for the service-oriented sector. According to J.-S. Lim, K.-S. Lim, Heinrichs, Al-Aali, Aamir, and Qureshi (2018), service is well-defined as a set of characteristics that achieve customer's requirements and satisfaction through meeting their expectations to build strong partnerships with them. Whereas, according to Parasuraman, Zeithaml, and Berry (1988), service quality is expressed in a meaningful way, which is the customer's expectations. According to these authors, customers always have personal expectations for different companies; they compare personal expectations with the perceived service quality of the company. If this quality meets or exceeds customers' expectations, it will lead to a good feeling and they will be happy. On the contrary, if perceived quality is lower than customers' expectations, then customers will be disappointed.

It is considered that service is characterized with quality when it satisfies customer's demands and needs, and provides a consistent service, which meets or exceeds customer's expectations. The service quality common factors are as follows:

- **Process quality:** related to processes and quality of production methods and providing services to customers.
- **Product quality:** the evaluation after providing the service. Actually, the customer gets a product from the organization.
- **Physical quality:** refers to goods or services with acceptable performance over a reasonable length of time (Nzioka & Njuguna, 2017).
- **Interactive quality:** defined as relations and interactions between the firm customers and the service providers.
- **Organization quality:** refers to the organization's image in the customers' minds and total perception of the organization. Typically, the quality of an organization is intangible (Al-Refaie, Ghnaimat, & Ko, 2011).

Table 1. Perceived service quality dimensions

Source: Parasuraman, Zeithaml, and Berry (1988).

Dimensions	Explanation
Tangibles	Physical facilities, equipment, and appearance of personnel
Reliability	Ability to perform the promised service dependably and accurately
Responsiveness	Willingness to help customers and provide prompt service
Assurance	Knowledge and courtesy of employees and their ability to inspire trust and confidence
Empathy	Caring, individualized attention the firm provides its customers

Service quality management encompasses the quality management application of practices in all the organizational aspects, which includes customers, suppliers, and integration between them, as it is the key to business processes (Masrurul, 2018). Behara, Fisher, and Lemmink (2016) talked about business performance and the practices of quality management. Based on this study, the author selected seven main practices of service quality management: incentives and recognition, customer focus, top management support, continual improvements, employee involvement, innovation, system process, and process management.

Gorji (2017) found that HR management strategies have a significant positive effect on organizational performance. To keep the competitiveness, the organization should manage and train its staff to improve their abilities and skills, which is responsible for increasing and improving organizational performance. The organization's employees might acquire new skills and knowledge through their participation in service quality management. Through this participation, it leads to long-lasting changes in behavior in the organization, which enhances and improves quality. Brysland and Curry (2015) emphasize that an organization should step forward to tailor its products to meet the custom-

ers' needs instead of paying much effort in studying customer segments.

According to Sofijanov and Zabijakin-Chatleska (2013), continual improvements are related to both incremental and flourishing improvements in organizational performance. The most important parts of the service are innovation and continuous improvement. It means to keep the pace of improvements and processes developments to find out innovative methods in the process cycle to convert inputs into useful outputs.

Parasuraman, Zeithaml, and Berry (1988) defined five dimensions of perceived service quality (tangibles, empathy, assurance reliability, and responsiveness). These dimensions link specific service features to customers' expectations as listed in Table 1.

The authors used the restructured model of service quality from Marshall and Murdoch (2001). This model has been derived from Parasuraman model (Parasuraman, Zeithaml, & Berry, 1988). The authors adopted this model because it reflects the intended objectives behind measuring the service quality from the employees' point of view; it helps in avoiding the bias when employees respond to

Table 2. Restructured model of service quality

Source: Marshall and Murdoch (2001).

The original model (Parasuraman, Zeithaml, & Berry, 1988)	Restructured model (Marshall & Murdoch, 2001)	Items description
Tangibility	Tangibility	Physical aspects of what is provided to patients
Reliability	Reliability	Ability to fulfill what was promised accurately to patients
Responsiveness	Responsiveness	Ability to attend to the patients and provide the service promptly, capturing the notion of flexibility and ability to adapt to the needs of the service patients
Competency, courtesy, credibility, safety	Assurance	Competency and courtesy extended to the patients and the security provided by the operations
Access, communication, comprehension of the user	Empathy	Individualized attention to patients

the service quality items that touch their institute service quality. The new items assist employees in expressing their views about service quality in a way that captures the big image of service quality. Table 2 shows the restructured model of service quality used in this study compared with the original Parasuraman model.

Management commitment is the main strategic issue, which is responsible for the company's quality development. It needs their contributions and support, allocating acceptable and suitable resources to enhance the company training activities, which leads to better quality measurement, improving benchmarking and customer satisfaction. Ramseook-Munhurrin, Munhurrin, and Panchoo (2011). Nabitz and Walburg (2016) recommended and advised top management to identify the organization's quality improvement areas, such as hospital quality services and teamwork, to achieve continual total quality management implementation. There are normative pressures at the hospital directors to adopt and implement innovative and creative management practices like total quality management.

Employee involvement is a crucial pillar of TQM. TQM needs the management commitment to ensure that employees are completely engaged in quality work culture and create a healthy brand image through providing and offering high service quality to the customers (Patel, 2015). By increasing the employees' participation in the organization's overall quality strategy, it will increase the transmission of knowledge and information, and will help the organization to resolve problems (James, 2017). From the employees' point of view, the main aim of applying such a TQM system is increasing the work responsibilities.

TQM aims to ensure that customer satisfaction is the main priority of the organization. With great efforts that the organization dedicates to meet or exceed its customers' expectations in all transactions, TQM requires a robust relationship with customers to determine their needs and requirements. Therefore, it requires higher customer involvement in the development and product design process. TQM aims to provide a success template for organizations through customer satisfaction concept (James, 2017). Customer focus is a con-

cept that hospitals used to meet the customers' needs and their long-term expectations.

Teamwork is considered a critical and significant dimension in TQM, as teamwork is crucial in applying process management functions and its improvements, which is mostly used in healthcare sector. To achieve higher cooperation, it requires all correlated departments to cooperate with each other to achieve work goals (Scholtes, 2015). According to Neetha, Srinivas, Ramachandra, and Manjunatha (2016), teamwork is crucial to avoid sectionalism in work and to strengthen the cooperation between all departments to improve the organization's quality. The critical part of the TQM system is creating an environment under the concept of "all one team" (Taylor & Wright, 2017). Besides, the author adds that every employee in the organization should work together with other employees to improve the work processes to accomplish them effectively.

TQM is placed to effectively manage the organizational processes and to keep the continual customer's satisfaction. The organization improves its processes by reducing the variation sources, which exist in these processes. TQM environment requires obtaining extra capabilities to enhance the organizational processes, which needs well-designed and well-defined processes to achieve the organizational performance and quality requirements (Al-Omar, 2002). It is recommended that hospitals need to focus its activities on integrating various processes through many different levels, such as human resource management, quality management, etc. to meet and exceed customers' expectations, which leads to organizational excellence.

Continual improvements is a key concept and one of the most powerful concepts in TQM, which is related to non-stop improvement to meet the internal and external customer needs (Ozdağ & Oyebamiji, 2018). Continual improvement requires managing by facts as taken for granted concept adopted by all employees and, on the other hand, the employee's commitment and their emphasis on teamwork to endorse the bottom-up approach to improve quality (Milakovich, 1991). Continual improvement is one of the most powerful improvement philosophies that promote success and reduce failures.

The researches reflected the previous research's findings in this study as the guide to develop the current model of the study. All these studies focused on assessing the service quality of the healthcare sector in Palestine. Al-Adham (2004) constructed a TQM model to assess the quality of healthcare services. This research aims to reveal good managerial practices in managing hospitals. The author used the following main dimensions of TQM: top management role (their intervention in processes), patient satisfaction, continuous improvement, leadership development. The lack of operational systems was one of the main findings of this study. Patient satisfaction has a direct relationship with processes. TQM represents a good model in assessing the organization's practices in maintaining the quality of the healthcare services in the Palestinian context through their commitment to continual improvements.

Narallah (2009) examined the implementation level of TQM success factors measures in the Palestinian healthcare sectors, governmental, and non-governmental hospitals. The author used different dimensions to assess TQM: top management commitment and leadership, process management, patient focus, employee focus, and continuous improvements. The findings showed a high implementation of these TQM dimensions in these hospitals, and it helps in maintaining the ISO standards for the healthcare sectors, especially for hospitals. The study revealed the aspects of TQM that healthcare sector needs to focus on to achieve higher TQM implementation and more customers' satisfaction, parts of these aspects such as top management and leadership, employee focus, hospital information systems, and governance and social responsibility.

Nasser, Khraim, and Mousa (2016) conducted a study in North West Bank-Palestine to measure the TQM implementation in the governmental hospitals. They used the following TQM model to assess the hospitals' commitment in implementing the TQM factors: top management commitment, customer focus, employee involvement, training, continual improvements, leadership. The authors found a lower awareness level among the respondents about three different factors: employee involvement (42.9%), patient focus (33.9%), and continual improvements (42.9%).

Regardless of the lack of studies that linked the TQM implementation with the quality of healthcare services in Palestine, the researchers adopt the common TQM factors used by other researchers who performed similar studies in the same context.

1.2. Study hypotheses

This study consists of two main hypotheses:

H01: TQM factors do not directly relate to each other in the private healthcare sector in North West Bank Palestine.

Ha1: TQM factors directly relate to each other in the private healthcare sector in North West Bank Palestine.

H02: TQM factors do not influence service quality in the private healthcare sector in North West Bank Palestine.

Ha2: TQM factors influence service quality in the private healthcare sector in North West Bank Palestine.

2. DATA AND METHODS

2.1. Data collection

The researcher used both secondary and primary sources. Primary data were collected using a questionnaire consisting of 7 parts developed to achieve the main objectives of the study. The parts of this questionnaire are as follows: total quality management (TQM) factors: top management commitment, employee involvement, customer satisfaction, teamwork, processes, and continual improvements. These factors represent the independent variable, while the dependent variable is the service quality. Secondary data sources were mainly covered by reviewing previous literature, journals, books, and websites to help to prepare the theoretical framework.

2.2. Reliability and validity

To extract the questionnaire reliability coefficient, the authors used Cronbach's alpha equation to determine the internal consistency among the

Table 3. Reliability test

Source: Researchers.

Variable	No. of items	Cronbach's alpha	Result/Pass
Independent variable (TQM)			
Top management commitment	5	0.787	Yes
Employee involvement	3	0.764	Yes
Customer satisfaction	5	0.706	Yes
Teamwork	2	0.774	Yes
Processes	2	0.716	Yes
Continual improvements	5	0.755	Yes
Dependent variable (service quality)			
Tangible	3	0.762	Yes
Reliability	5	0.769	Yes
Responsiveness	4	0.708	Yes
Assurance	4	0.74	Yes
Empathy	5	0.763	Yes

set of questionnaire dimensions. The calculated Cronbach's alpha for all variables is above 0.70. It means that the reliability values for the study variables are accepted (Travakol & Dennick, 2011).

The authors used the confirmatory factor analysis to test the study variables; convergent validity was used for this purpose. Instrument validity means the degree that the study model is a good fit with survey data, which is including convergent validity test. "The convergent validity reflects the correlation degree of multiple indicators for a variable, which is measured by the average variance extracted (AVE) of the latent variable, the CR, and the loading of corresponding measurable variables" (Ruvio, Shoham, & Brenčič, 2008; Chin, 1998; Bagozzi, Yi, & Phillips, 1991). AVE of sample must be greater than 0.5, while the loadings of variables must be greater than 0.7. All evidence in

Table 4 supports the convergent validity of all variables. As listed in Table 4, AVE was greater than 0.5 for all study variables and CR as well larger than 0.7, so validity is granted in this study.

2.3. Population and sampling method

The researcher targeted private healthcare organizations such as hospitals and healthcare centers in the Northern Area of West Bank Palestine, 3 private hospitals and 11 private healthcare centers (secondary healthcare centers) that were selected for the study. There are 17 private hospitals in the West Bank Area (MOH, 2019); North West Bank has 3 hospitals. The targeted population is the administrative employees working in the private healthcare sector in North West Bank. The total employees in West Bank are approximately 2,100 employees, while in North West Bank, there are

Table 4. Validity test

Source: Researchers.

Variable	Items	AVE	CR	Result/Pass
Independent variable				
Top management commitment	5	0.545	0.803	Yes
Employee involvement	3	0.529	0.769	Yes
Customer satisfaction	5	0.535	0.793	Yes
Teamwork	2	0.544	0.761	Yes
Processes	2	0.537	0.754	Yes
Continual improvements	5	0.505	0.835	Yes
Dependent variable				
Tangible	3	0.674	0.861	Yes
Reliability	5	0.576	0.872	Yes
Responsiveness	4	0.534	0.820	Yes
Assurance	4	0.635	0.874	Yes
Empathy	5	0.549	0.829	Yes

Table 5. Study variables

Source: Researchers.

Variable	Type	Sub-dimensions
Total quality management (TQM)	Independent	Top management commitment (TMC)
		Employee involvement (EI)
		Customer satisfaction (CS)
		Teamwork (TW)
		Processes (PR)
		Continual improvements (CI)
Service quality (SQ)	Dependent	—

approximately 735 employees. The authors targeted the cities in the Northern Area of West Bank, and four cities have been selected for this purpose out of 11 cities. The authors covered the private hospitals in these four cities, along with choosing the biggest private healthcare centers per each city. The criteria for this selection were based on the number of administrative employees working in these centers. The study targeted the private healthcare sector because the government healthcare sector has a centralized policy from the government. The targeted group was the administrative employees of these organizations and centers, as they are involved in the TQM system, and they are part of the quality system. The study aims to measure the TQM from the employees' point of view. The authors used the stratified sampling method in distributing the study instrument for the targeted respondents. 20 surveys were distributed for each targeted place, 280 surveys have been distributed, and the retrieved surveys were 200.

2.4. The study model

The main aim of the authors in this study is to explore the role of TQM factors in service quality in the healthcare sector in Palestine. Healthcare sector needs to enhance its service quality through its best practices to provide the desired service for its customers, which comes from their TQM best practices to deliver the expected services that are aligned with the customers' needs and expectations. The conceptual framework was developed by the authors based on this framework. TQM factors are the main key component of TQM. Table 5 shows the study independent and dependent variables: TQM factors and service quality, respectively. Tables 6 and 7 show the scale per each variable used in the study model. Figure 1 shows the conceptual framework.

Table 6 explains the scale for six dimensions of the independent variable, which is the TQM.

Table 6. TQM scale

Source: Ramseook-Munhurrin, Munhurrin, and Panchoo (2011), Mi. Halis, Twati, and Mu. Halis (2017), Awuor and Kinuthia (2013).

Variable	Items
TMC	<ul style="list-style-type: none"> Quality considered as main strategic priority by top management Top management and major department heads are hired based on quality performance Top management and departments managers are promoted & evaluated based on quality standard outputs Management interested in employing high competence employees Commitment of top management to obtain quality training
EI	<ul style="list-style-type: none"> Employees encouraged to be involved in quality decision-making Employees often work in teams with other members from different departments Employees committed to the success of organization
CS	<ul style="list-style-type: none"> Healthcare organization interested in knowing patients' needs and expectations Organization uses patients' requirements and expectations as the base for quality Organization makes quick responses upon patients' inquiries Organizational processes designed/improved based on patients' requirements Organization invents new service delivery ways to satisfy patients
TW	<ul style="list-style-type: none"> Employees work closely as a team to coordinate work and enhance quality Team recognition rather than individual recognition by management
PR	<ul style="list-style-type: none"> Organization has a program in finding costs and wasted time in all its internal processes All organization processes were designed to meet the quality standards
CI	<ul style="list-style-type: none"> Top management supports long-term quality improvements processes Top management provides essential resources for continual improvements Continual improvements of processes handled by teamwork Employees encouraged to experience new approaches Explicit works policies were existing to assist employees to improve processes continually

Table 7 shows the scale used for the dependent variable.

Table 7. SQ scale

Source: Marshall and Murdoch (2001), Pekaya, Imamoğlu, and Koca (2017).

Tangible	<ul style="list-style-type: none"> • Transportation facilities are good for patients • Physical conditions are appealing for patients • Modern medical equipment is available in hospital
Reliability	<ul style="list-style-type: none"> • Healthcare services are performed in time • Procedures practiced fits the instructions • Hospital employees are confident • Patients records are kept accurately • Patient confidentiality is protected
Responsiveness	<ul style="list-style-type: none"> • Services are speedily carried out • Service time is declared exactly • Employees are willing to service • Employees are willing to protect patients' rights
Assurance	<ul style="list-style-type: none"> • Patients reassured • Patients treated politely • Patients get enough information • Answers are satisfying for patients
Empathy	<ul style="list-style-type: none"> • Working schedule fits the patients' will • Patients get individual care • Consultancy is received as expected • Patients' complaints seriously cared • Understanding to individual requests

RESULTS

2.5. Descriptive statistics of respondents

The respondents' data were statistically analyzed using SPSS v20. The descriptive analysis for 200 respondents of this study shows the demographic characteristics based on their gender, age, education, years of experience, and monthly income, as shown in Table 8. Based on gender distribution, male respondents were the majority of respondents (51.5%), as for age distribution, respondents aged 26-35 years old were (40.5%), they are the highest proportion. Moreover, bachelor respondents were the highest proportion among the other education categories. Based on years of experience, both respondents with 4-7 and 8-11 years of experience showed approximately a similar proportion with 39% and 36%, respectively. Besides, the respondents with income between USD 1,001 and 2,000 were the majority of respondents, with 82% of all the respondents of the study.

Source: Researchers.

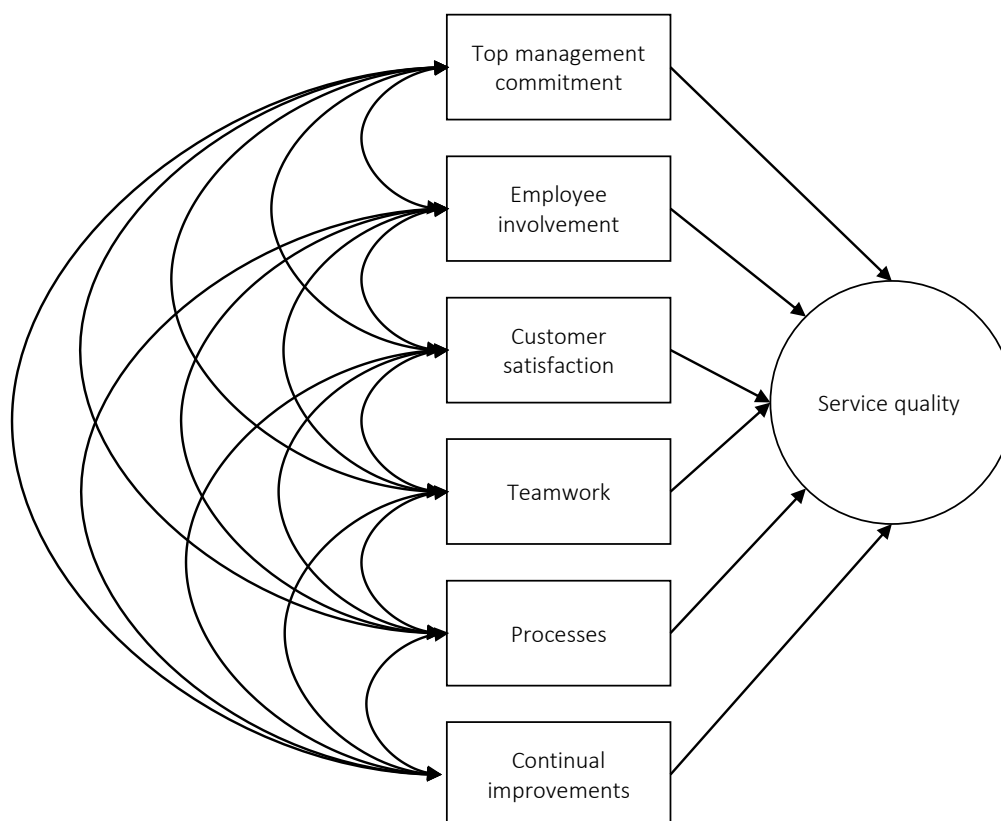


Figure 1. Conceptual framework

Table 8. Respondents' characteristics

Source: Researchers.

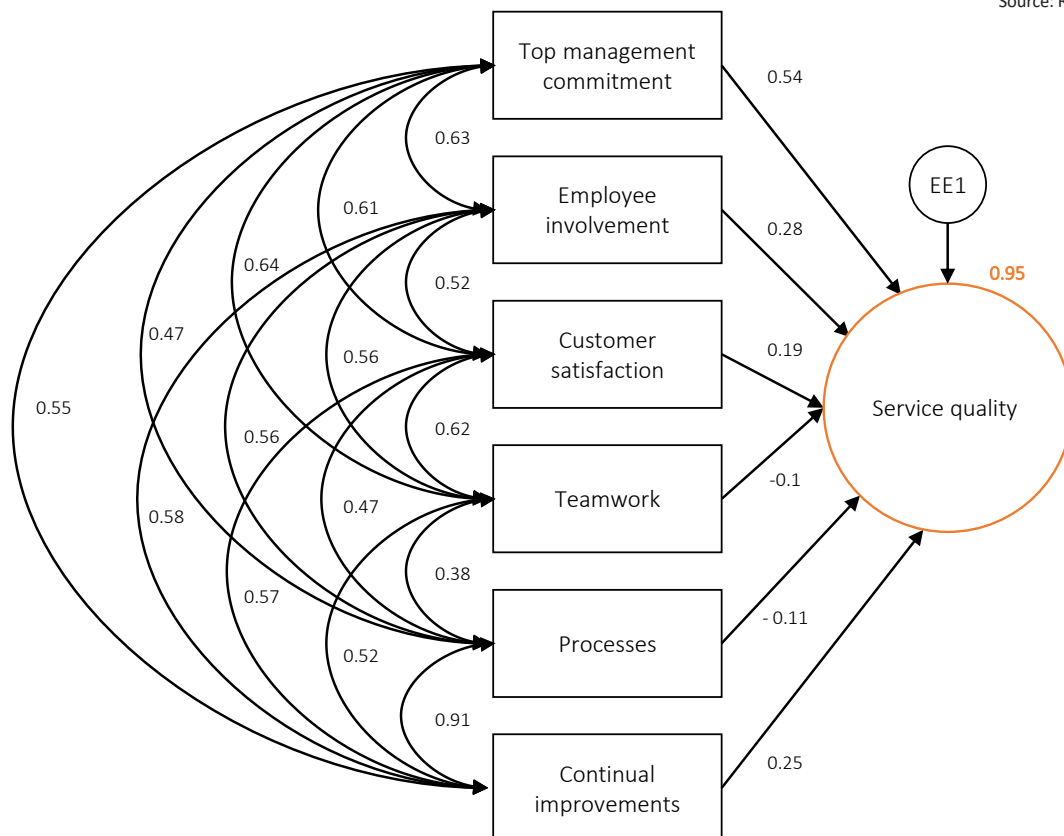
Demographic variable and category		Frequency	Percentage
Gender	Male	103	51.5%
	Female	97	48.5%
Age	18-25	39	19.5%
	26-35	81	40.5%
	36-45	59	29.5%
	> 45	21	10.5%
Education	Less than diploma	0	0.0%
	Diploma	14	7.0%
	Bachelor	160	80.0%
Years of experience	Master or higher	26	13.0%
	0-3	21	10.5%
	4-7	78	39.0%
	8-11	72	36.0%
	> 11	29	14.5%
Income	Less than 500 USD	7	3.5%
	500-1,000\$	20	10.0%
	1,001-2,000\$	164	82.0%
	> 2,000 USD	9	4.5%

2.6. Hypotheses testing

The researchers used the Structural Equation Modeling (SEM) by using SPSS AMOS v.24 as the main statistical tool in this study. SEM was used to investigate the relations of the variables using the covariance matrix of the model variables. Moreover, this type of statistics is important to explore the correlations between the study variables and to assess the impact of the independent variable on the dependent variable. Furthermore, through the calculation of the estimates, the researchers will reveal the econometric equation. Figure 2 shows the conceptual model using SEM analysis.

From Figure 2, the researchers constructed the required analysis and calculations, which are used to answer the study hypotheses. Covariances, correlations, and regressions weights were used for this purpose based on the statistical analysis mentioned in the following tables.

Source: Researchers.



Note: 0.95 comes from Table 12 (squared multiple correlation) and the other variables come from Table 10 (Correlations), (0.54, 0.28, 0.19, -0.1, -0.11, 0.25) comes from Table 13.

Figure 2. Conceptual model (SEM)

Table 9. Covariances

Source: Researchers.

Path coefficients			Estimate	S.E.	C.R.	P
CI	↔	TMC	0.266	0.056	4.791	***
EI	↔	TMC	0.381	0.071	5.359	***
CS	↔	TMC	0.28	0.054	5.202	***
TW	↔	TMC	0.332	0.061	5.409	***
PR	↔	TMC	0.255	0.06	4.265	***
CS	↔	EI	0.26	0.056	4.605	***
TW	↔	EI	0.316	0.064	4.903	***
EI	↔	PR	0.332	0.068	4.914	***
EI	↔	CI	0.306	0.061	5	***
CS	↔	TW	0.268	0.051	5.276	***
CS	↔	PR	0.21	0.05	4.226	***
CS	↔	CI	0.231	0.047	4.942	***
TW	↔	PR	0.192	0.054	3.545	***
TW	↔	CI	0.236	0.051	4.599	***
CI	↔	PR	0.433	0.065	6.716	***

Note: *** – significantly different from zero at the 0.001 level (two-tailed).

Table 10. Correlations

Path coefficients			Estimate
CI	↔	TMC	0.546
EI	↔	TMC	0.635
CS	↔	TMC	0.609
TW	↔	TMC	0.643
PR	↔	TMC	0.471
CS	↔	EI	0.519
TW	↔	EI	0.563
EI	↔	PR	0.564
EI	↔	CI	0.577
CS	↔	TW	0.621
CS	↔	PR	0.466
CS	↔	CI	0.568
TW	↔	PR	0.379
TW	↔	CI	0.518
CI	↔	PR	0.907

Table 11. Regression weight

Source: Researchers.

Path coefficients			Estimate	S.E.	C.R.	P
SQ	←	CS	0.201	0.034	5.922	***
SQ	←	TW	-0.005	0.032	-0.161	0.872
SQ	←	EI	0.226	0.027	8.525	***
SQ	←	CI	0.253	0.061	4.158	***
SQ	←	PR	-0.104	0.051	-2.029	0.042
SQ	←	TMC	0.477	0.03	15.832	***

Note: *** – significantly different from zero at the 0.001 level (two-tailed).

Table 12. Squared multiple correlations

Source: Researchers.

Variable	Estimate
SQ	0.95

Table 13. Standardized Regression Weights

Source: Researchers.

Path coefficients			Estimate
SQ	←	CS	.189
SQ	←	TW	-.005
SQ	←	EI	.277
SQ	←	CI	.252
SQ	←	PR	-.115
SQ	←	TMC	.536

2.7. The first hypothesis

H01: TQM factors do not directly relate to each other in the private healthcare sector in North West Bank Palestine.

Ha1: TQM factors directly relate to each other in the private healthcare sector in North West Bank Palestine.

The researchers used Table 9 to test the first hypothesis. Table 9 reveals that TQM factors are positively and directly related to each other in the Palestinian private healthcare sector in the Northern Area of West Bank, the calculated p -value per each factor was < 0.05 ; it means that the researchers will accept the alternative hypothesis, which indicates that TQM factors are directly related to each other in private healthcare sector for the mentioned geographic area.

Table 10 presents the correlations between the TQM factors. The results show a significant positive relationship between all the TQM factors. The highest correlations exist between CI and PR, where $R = 0.907$, $p < 0.01$, as well as between CS and TW ($R = 0.621$, $p < 0.01$). Moreover, TMC is highly associated with three TQM factors (TW, EI, and CS) ($R = 0.643$, $p < 0.01$; $R = 0.635$, $p < 0.01$; $R = 0.609$, $p < 0.01$), respectively.

2.8. The second hypothesis

H02: TQM factors do not influence service quality in the private healthcare sector in North West Bank Palestine.

Ha2: TQM factors influence service quality in the private healthcare sector in North West Bank Palestine.

The results in Tables 11 and 12 indicate a direct and positive relationship between SQ and four factors of TQM (CS, EI, CI, and TMC) and a negative direct relationship between PR and SQ. Based on the results in Table 11, the p -value for these five TQM factors is less than 0.05, which means there is a significant relationship between the independent and the dependent variable. The researchers will accept the alternative hypothesis, which indicates an influence of TQM factors on SQ. The next step in this analysis is to assess the influence of four factors on SQ.

Five significant TQM factors contribute to predicting SQ in the private healthcare services sector in North West Bank Palestine based on the results in Table 12; $R^2 = 0.950$, which means TQM factors explain 95% from the SQ variation.

Through the SEM model, the researchers need to prove the influence for five TQM factors on service quality; these predictors (CS, EI, CI, PR, and TMC) $\beta = .201$, $p = 0.000$, $\beta = .226$, $p = 0.000$, $\beta = .253$, $p = 0.000$, $\beta = -0.104$, $p = 0.042$, $\beta = .477$, $p = 0.000$, respectively, construct the econometric model equation that expresses the influence of each factor on SQ.

The study econometric model equation is as follows:

$$SQ = 0.201 CS + 0.226 EI + 0.253 CI - 0.104 PR + 0.477 TMC. \quad (1)$$

TQM factors interpretations are as follows:

- 1) there is a direct relationship between these TQM four factors (CS, EI, CI, PR, and TMC) and SQ, and:
 - if CS increases by 10 units, it may increase SQ by 2.01 units;
 - if EI increases by 10 units, it may increase SQ by 2.26 units;
 - if CI increases by 10 units, it may increase SQ by 2.53 units;

- if PR increases by 10 units, it may decrease SQ by 1.04 units;
 - if TMC increases by 10 units, it may increase SQ by 4.77 units;
- 2) there is no significant influence of TW on SQ.

3. DISCUSSION

3.1. The first hypothesis

The researchers conclude that continual improvements play the most significant role among all TQM factors along with processes. These two factors are highly associated with each other, and positively and directly related to each other. Following that, teamwork and top management commitment are the second important factors in TQM, which have the same influence in applying TQM in the private healthcare sectors in Palestine ($R = 0.643$, $p < 0.01$). Besides, top management is directly related to other two factors of TQM: employee involvement and customer satisfaction. These factors are highly associated with top management commitment. It indicates that top management commitment has a direct managerial intervention and impact to enhance teamwork progress, employee involvement, and better customer satisfaction in the private health sector in Palestine.

Based on these results, it is clear that these three pillars (continual improvements, teamwork, and top management commitment) construct the most effective TQM system in the private health sector. The private healthcare organizations and centers need to focus and pay more attention to the best implementation of these pillars inside their places. It will reflect the best practices in applying such TQM in these places, which equip and give them better competitive advantage among other competitors. Besides, the continual improvements in the organization revealed that it must be aligned and connected with the organizational processes to achieve higher quality of the provided services for the customers, whereas top management commitment is the organization's backbone to monitor

the teamwork, employee involvement, and the degree of customer satisfaction.

It indicates that top management commitment is the most significant factor affecting the service quality in the healthcare sector. Decision makers need to stress and instill the value of the top management commitment in enhancing the quality of the healthcare sector. Besides, this factor is one of the most important pillars in applying an effective TQM system in healthcare sector.

3.2. The second hypothesis

It was a surprising result that shows that TQM factors highly predict the variance in the service quality (95%) of private healthcare services in Palestine. The researchers' results in Hypothesis 2 show a significant influence of TQM factors on service quality. TQM factors significantly predict service quality. The results show that the only TQM factor, which is teamwork, does not contribute to predicting service quality.

CONCLUSION

This study aims to clearly address the role of TQM factors on the quality of private healthcare services in Palestine. The findings indicate a significant positive relationship between the private healthcare service quality and TQM. TQM factors (customer satisfaction, employee involvement, continual improvement, processes, and top management commitment) predict 95% of the variation in the service quality of the private healthcare services in Palestine. The findings show that the continual improvements by these private healthcare organizations and centers are the key to successfully adopt and implement an effective TQM system inside their organizations and centers. Top management commitment is the main factor among all six factors of TQM, which is highly responsible in influencing the service quality of healthcare services in Palestine from the employees' point of view; decision-makers are responsible to follow up and keep the continual improvements of these centers. The notable issue was the high direct relationship between the continual improvements and processes. It was the highest influence among two factors in TQM. The other notable point is processes that influence service quality negatively, so processes must be aligned with continual improvements in a way that facilitates the work functions in the targeted organizations. Besides, the complex processes that add more bureaucratic practices in the work will influence the Service quality negatively.

RECOMMENDATIONS

The author advised the top management of these private healthcare organizations and centers to pay most of the efforts, resources, and competencies to keep improving their services that are aligned with the patients' needs and expectations, and to avoid the monotonic processes that affect the quality of their services negatively. Top management needs to be committed with their improvements decisions and to keep an eye in achieving these decisions and how it will be reflected on the ground, and its role in improving the overall private healthcare service quality in Palestine. There is a high competition among these different private healthcare organizations and centers in obtaining the most qualified competencies and the cutting-edge technologies to improve their services. So, it is highly recommended to engage and involve the front office level of employees to participate in the decision-making process in their organizations and centers as a strategic plan. Organizations need to adopt the bottom-up approach from the researcher's point of view, as it is the most successful strategy in Palestine for most of the service-based sectors. Furthermore, top management is required to adopt more managerial practices to enhance the Teamwork performance and efficiency to achieve a higher level of service quality.

The significance of this study in highlighting the gap in the private healthcare sectors in terms of the factors that influence their centers' service quality. The researchers found two critical issues that need more investigations; the first one which is the teamwork, as mentioned earlier in the results. Teamwork

was not among the predictors that predict the private healthcare service quality, while it has a strong relationship and high influence in TQM application. The second issue, which is the significant negative role of processes in the private healthcare service quality, needs more investigation to classify types of processes that influence the quality of service for these healthcare centers positively and negatively. Besides, processes and continual improvements are highly associated with each other; it merits discovering the relationship between these two factors of TQM.

REFERENCES

1. Abdullah, S. (2018). *Skills Shortages and Gaps in the Health Sector in the Occupied Palestinian Territory*. The Palestine Economic Policy Research Institute (MAS). Retrieved from <https://www.mas.ps/files/server/20181907102733-1.pdf>
2. Al-Adham, M. (2004). *Assessment of Perceived Health Care Service Quality at Palestinian Hospitals: A Model for Good Hospital Management Practice (GHMP)* (Master's Thesis). An-Najah University, Nablus-Palestine. Retrieved from <https://pdfs.semanticscholar.org/11d1/3f456ee34399279c4d2ea185294f1af660fd.pdf>
3. Al-Ali, M. A. (2014). Developing a Total Quality Management Framework for Healthcare Organizations. *Proceedings of the 2014 International Conference on Industrial Engineering and Operations Management*. Bali, Indonesia. Retrieved from <https://www.semanticscholar.org/paper/Developing-a-Total-Quality-Management-Framework-for-Al-Ali/56fc8bc0b27f55c95873f853b3596750eb3ccad4>
4. Al-Omar, B. (2002). The extent to which TQM principles are implemented in Riyadh city hospitals: from the perspectives of nurses. *Journal of Public Administration*, 24(2), 307-352.
5. Al-Refaie, A., Ghnaimat, O., & Ko, J.-H. (2011). The effects of quality management practices on customer satisfaction and innovation: A perspective from Jordan. *International Journal of Productivity and Quality Management*, 8(4), 398-415. <https://dx.doi.org/10.1504/IJPQM.2011.043007>
6. Al-Shdaifat, E. A. (2015). Implementation of total quality management in hospitals. *Journal of Taibah University Medical Sciences*, 10(4), 461-466. Retrieved from <https://core.ac.uk/download/pdf/82194308.pdf>
7. Awuor, E., & Kinuthia, D. (2013). Total Quality Management Practices in Selected Private Hospitals in Nairobi, Kenya. *European Journal of Business and Management*, 5(13), 33-44. Retrieved from <https://core.ac.uk/download/pdf/45380846.pdf>
8. Bagozzi, R. P., Yi, Y., & Phillips, L. W. (1991). Assessing Construct Validity in Organizational Research. *Administrative Science Quarterly*, 36(3), 421-458. Retrieved from <https://www.jstor.org/stable/2393203>
9. Behara, R., Fisher, W., & Lemmink, J. (2016). Modelling and Evaluating Quality Measurement using Neural Networks. *International Journal of Operations & Production Management*, 22(10), 1162-1185. <https://doi.org/10.1108/01443570210446360>
10. Brysland, A., & Curry, A. (2015). Service Improvements in public services using SERVQUAL. *Managing Service Quality*, 11(6), 389-401. <https://doi.org/10.1108/09604520110410601>
11. Chin, W. W. (1998). Commentary: Issues and Opinion on Structural Equation Modeling. *MIS Quarterly*, 22(1), 7-16. Retrieved from <https://www.jstor.org/stable/249674?seq=1>
12. Dagger, T. S., Sweeney, J. C., & Johnson, L. W. (2007). A Hierarchical Model of Healthcare service quality. Scale Development and Investigation of an Integrated Model. *Journal of Service Research*, 10(2), 123-142.
13. Davies, E. (2003). Quality: its historical context. *Engineering Management*, 13(2), 14-17. <http://dx.doi.org/10.1049/em:20030212>
14. Gorji, M. (2017). The Study of the Relationship between Total Quality Management and Service Quality Improvement Leading to an Optimal Model Presentation. *Australian Journal of Basic and Applied Sciences*, 5(11), 1742-1749. Retrieved from https://pdfs.semanticscholar.org/07f5/9089a9509fb38a120c70bcb670e8148f371.pdf?_ga=2.64635627.592547560.1-586438976-2100778558.1584432533
15. Halis, Mi., Twati, M. R., & Halis, Mu. (2017). Total quality management implementation in the healthcare industry: Findings from Libya. *Management Issues in Healthcare System*, 3(1), 4-21. <http://dx.doi.org/10.33844/mihs.2017.60466>
16. Health Evidence Network (HEN). (2003). *What are the best strategies for ensuring quality in hospitals?* (Report). Retrieved from http://www.euro.who.int/__data/assets/pdf_file/0006/74706/E82995.pdf
17. James, B. (2017). *Quality Management aor Health Care Delivery*. Chicago, Illinois: The Hospital Research and Educational Trust. Retrieved from <https://www.ghdonline.org/uploads/QMMP.pdf>
18. Lim, J.-S., Lim, K.-S., Heinrichs, J. H., Al-Aali, K., Aamir, A., & Qureshi, M. I. (2018). The role of hospital service quality in developing the satisfaction of the patients and hospital performance. *Management Science Letters*, 8(12), 1353-1362. Retrieved from http://www.growing-science.com/msl/Vol8/msl_2018_98.pdf
19. Marshall, G., & Murdoch, I. (2001). Service quality in consulting marketing engineers. *International Journal Construction Marketing*, 3(1), 41-49.
20. Masrurul, M. (2018). Impact of Service Quality on Customer

- Satisfaction in Bangladesh Tourism Industry: An Empirical Study. *Advances in Management*, 12(1), 136-140. Retrieved from <https://worldresearchersassociations.com/mngmntspecialissue/23.pdf>
21. Milakovich, M. E. (1991). Total Quality Management in the Public Sector. *National Productivity Review*, 10(2), 195-213. <https://doi.org/10.1002/npr.4040100208>
 22. MOH. (2019). *Annual Health Report, Palestine 2018*. Retrieved from http://healthclusteropt.org/admin/file_manager/uploads/files/1/Health%20Annual%20Report%20Palestine%202018.pdf
 23. Nabitz, U. W., & Walburg, J. A. (2000). Addicted to quality-winning the Dutch Quality Award based on the EFQM Model. *International Journal of Health Care Quality Assurance*, 13(6-7), 259-265. <https://doi.org/10.1108/09526860010373235>
 24. Narallah, T. (2009). *Measurement of Total Quality Management Critical Success Factors Implementation Level in the Palestinian Healthcare Sector* (Master's Thesis). BIRZEIT University-Palestine. Retrieved from https://fada.birzeit.edu/bitstream/20.500.11889/1273/1/thesis_20.pdf
 25. Nasser, M., Khraim, I., & Mousa, A.-B. (2016). *Measuring the Implementation of TQM Concepts in Northern West Bank Governmental Hospitals*. Retrieved from <https://eng-old.najah.edu/ar/graduation-projects/8232>
 26. Neetha, K., Srinivas, T. R., Ramachandra, C. G., & Manjunatha, B. (2016). A Study on Implementation of Total Quality Management (TQM) in Hospital to Improve Service Quality. *Proceeding of National Conference on Advances in Mechanical Engineering Science*. Retrieved from <http://www.ijettjournal.org/Special%20issue/NCAMES-2016/NCAMES-106.pdf>
 27. Nzioka, P. N., & Njuguna, R. (2017). Firm Orientations and Performance of Hotels in Nairobi County, Kenya. *Journal of Business and Strategic Management*, 2(3), 1-28. Retrieved from http://business.ku.ac.ke/images/141-734-1-PB_2017.pdf
 28. Ozdal, M. A., & Oyebamiji, B. F. (2018). Implementation of Total Quality Management and its Effect on Employees' Performance in a Teaching Hospital in Oyo State, Nigeria. *Public Health Open Access*, 2(3). Retrieved from <https://medwinpublishers.com/PHOA/PHOA16000129.pdf>
 29. Parasuraman, A., Zeithaml, V. A., & Berry, L. L. (1988). SERVQUAL: A multiple-item scale for measuring consumer perceptions of service quality. *Journal of Retailing*, 64(1), 12-40. Retrieved from https://www.researchgate.net/publication/225083802_SERVQUAL_A_multiple-Item_Scale_for_measuring_consumer_perceptions_of_service_quality
 30. Patel, G. (2015). Total Quality Management in Healthcare. *The MIDAS Journal*. Retrieved from <https://www.midasjournal.org/browse/publication/690>
 31. Pekkaya, M., Imamoğlu, Ö. P., & Koca, H. (2017). Evaluation of healthcare service quality via Servqual scale: An application on a hospital. *International Journal of Healthcare Management*, 12(4), 340-347. <https://doi.org/10.1080/20479700.2017.1389474>
 32. Perrott, B. (2010). Strategic Implications of Quality Management in Health Care. *Journal of Change Management*, 3(2), 158-166. Retrieved from <https://opus.lib.uts.edu.au/handle/10453/10021>
 33. Ramseook-Munhurrin, P., Lukea-Bhiwajee, S. D., & Naidoo, P. (2010). Service Quality in the Public Service. *International Journal of Management and Marketing Research*, 3(1), 37-50. Retrieved from <http://www.theibfr2.com/RePEc/ibf/ijmmre/ijmmr-v3n1-2010/IJMMR-V3N1-2010-3.pdf>
 34. Ramseook-Munhurrin, P., Munhurrin, V., & Panchoo, A. (2011). Total Quality Management Adoption in a Public Hospital: Evidence from Mauritius. *Global Journal of Business Research*, 5(3), 67-77. Retrieved from <https://ideas.repec.org/a/ibf/gjbres/v5y2011i3p67-77.html>
 35. Ruvio, A., Shoham, A., & Brenčič, M. M. (2008). Consumers' Need for Uniqueness: Short-Form Scale Development and Cross-Cultural Validation. *International Marketing Review*, 25(1), 33-53. <https://doi.org/10.1108/02651330810851872>
 36. Scholtes, P. R. (2015). *The Team Handbook: How to Use Teams to Improve Quality*. Madison: Joiner Associates, Inc.
 37. Sofijanov, E., & Zabijakin-Chatleska, V. (2013). Employee Involvement and Organizational Performance: Evidence from the manufacturing sector in the Republic of Macedonia. *Trakia Journal of Sciences*, 11(1), 31-36. Retrieved from <http://eprints.ugd.edu.mk/8225/1/Trakia%20Journal%20of%20Sciences%28moj%20tekst%29.pdf>
 38. Talib, F., Rahman, Z., & Azam, M. (2010). Total Quality Management Implementation in the Healthcare Industry: A Proposed Framework. In *2nd International Conference on Production and Industrial Engineering (CPIE-2010)* (pp. 1361-1368). Retrieved from https://www.researchgate.net/publication/292592303_Total_quality_management_implementation_in_the_healthcare_industry_a_proposed_framework
 39. Taylor, W., & Wright, T. (2017). The impact of senior managers' commitment on the success of TQM programs: An empirical study. *International Journal of Manpower*, 24(5), 535-550. <https://doi.org/10.1108/01437720310491071>
 40. Travakol, M., & Dennick, R. (2011). Making Sense of Cronbach's alpha. *International Journal of Medical Education*, 2, 53-55. <https://dx.doi.org/10.5116/ijme.4dfb.8dfd>
 41. World Health Organization (WHO). (2004). *Quality improvement in primary health care: a practical guide*. Retrieved from <http://applications.emro.who.int/dsaf/dsa231.pdf>
 42. Zarei, E., Daneshkohan, A., Khabiri, R., & Arab, M. (2015). The Effect of Hospital Service Quality on Patient's Trust. *Iranian Red Crescent Medical Journal*, 17(1), e17505. <https://dx.doi.org/10.5812%2Fircmj.17505>