




“Corporate brand image and switching behavior: case of mobile telecommunications customers in Zimbabwe”

AUTHORS	Shylet Chigwende Krishna Govender  https://orcid.org/0000-0002-3079-5989  http://www.researcherid.com/rid/U-1710-2017
ARTICLE INFO	Shylet Chigwende and Krishna Govender (2020). Corporate brand image and switching behavior: case of mobile telecommunications customers in Zimbabwe. <i>Innovative Marketing</i> , 16(2), 80-90. doi: 10.21511/im.16(2).2020.07
DOI	http://dx.doi.org/10.21511/im.16(2).2020.07
RELEASED ON	Wednesday, 10 June 2020
RECEIVED ON	Tuesday, 14 April 2020
ACCEPTED ON	Thursday, 28 May 2020
LICENSE	 This work is licensed under a Creative Commons Attribution 4.0 International License
JOURNAL	"Innovative Marketing "
ISSN PRINT	1814-2427
ISSN ONLINE	1816-6326
PUBLISHER	LLC “Consulting Publishing Company “Business Perspectives”
FOUNDER	LLC “Consulting Publishing Company “Business Perspectives”



NUMBER OF REFERENCES

49



NUMBER OF FIGURES

1



NUMBER OF TABLES

3

© The author(s) 2024. This publication is an open access article.



BUSINESS PERSPECTIVES



LLC "CPC "Business Perspectives"
Hryhorii Skovoroda lane, 10,
Sumy, 40022, Ukraine
www.businessperspectives.org

Received on: 14th of April, 2020

Accepted on: 28th of May, 2020

Published on: 10th of June, 2020

© Shylet Chigwende, Krishna
Govender, 2020

Shylet Chigwende, Ph.D. Student,
Lecturer, School of Management,
Information Technology and
Governance, University of KwaZulu-
Natal, South Africa.

Krishna Govender, Ph.D., Professor,
School of Management, Information
Technology and Governance,
University of KwaZulu-Natal, South
Africa.



This is an Open Access article,
distributed under the terms of the
[Creative Commons Attribution 4.0
International license](https://creativecommons.org/licenses/by/4.0/), which permits
unrestricted re-use, distribution, and
reproduction in any medium, provided
the original work is properly cited.

Conflict of interest statement:

Author(s) reported no conflict of interest

Shylet Chigwende (South Africa), Krishna Govender (South Africa)

CORPORATE BRAND IMAGE AND SWITCHING BEHAVIOR: CASE OF MOBILE TELECOMMUNICATIONS CUSTOMERS IN ZIMBABWE

Abstract

Mobile telecommunication service providers in Zimbabwe are using a brand image to market their products and minimize brand switching, resulting from increased market competition. A cross-sectional survey was conducted among a convenience sample of 385 participants in Zimbabwe. The sample size was determined using Rao software sample size calculator to extract an acceptable sample from a population of 1,973,906 inhabitants. Data were collected using a five-point Likert scale questionnaire and were also tested for reliability and validity using SPSS version 20. It was ascertained that 70% of the respondents' switched SIM cards, 20% never switched, and 10% were indifferent to the different providers. Structural Equation Modeling (SEM) showed that mobile network service providers' brand image positively affects customer satisfaction, a positive relationship exists between mobile network service providers' brand image and consumer brand switching behavior, customer satisfaction positively affects their loyalty. Corporate brand image indirectly affects customer loyalty through customer satisfaction. The researchers recommend marketers to consider the findings when designing strategies for marketing mobile network services.

Keywords

mobile telecommunication, brand image, customer
loyalty, customer satisfaction

JEL Classification

M31, M37

INTRODUCTION

Globalization has led to technological advancements, especially in the mobile telecommunications sector, which has resulted in increased competition, such that service providers resort to using the brand image to market their products (Zhang, 2015). Marumbwa (2013) argues that several brands exist in the mobile telecommunications global village, and consumers make their purchase decision depending on their perception of the brand image. Competition is also high among three mobile service providers in Zimbabwe, namely, Econet Wireless Zimbabwe, Netone, and Telecel Zimbabwe (Karombo, 2017). Telecommunications companies in Zimbabwe are governed by the Postal and Telecommunications Authority of Zimbabwe (POTRAZ), which was formed under the Postal and Telecommunications Act in 2000 (POTRAZ Report, 2012).

According to POTRAZ Report (2016), there are 20,239,805 mobile telecommunication subscribers in Zimbabwe, and 12,696,303 are active. However, although Zimbabwe has a total population of 15 million, the number of mobile telecommunication subscribers exceeds this total, thus supporting the view of Marumbwa (2013) that subscribers pur-

chase Subscriber Identity Module (SIM) cards from different mobile telecommunication suppliers, and also switch brands frequently.

The growth of the mobile telecommunications industry has been hampered by the harsh economic conditions currently prevailing in Zimbabwe, and the annual revenue is reported to be falling steadily (Karombo, 2017), and brand switching is common amongst mobile network users in Zimbabwe, as noted by Marumbwa (2013). Consumers use brand image to make their choices from amongst different brands (Rahman, Haque, & Khan, 2012). It is easier and cheaper to acquire SIM cards and also switch mobile network service providers in Zimbabwe's mobile telecommunications industry. Consumers also have multiple SIM cards and this allows temporary brand switching to occur. Mobile network service provider brand switching occurs regularly and it's a very common habit in Zimbabwe's telecommunications industry. Consumer switching behavior has a huge negative impact on organisation's growth and profitability. The mobile telecommunications industry is important in Zimbabwe as it is at the heart of the development of almost all the strategic economic sectors which include agriculture, manufacturing, and mining industry. Several studies have been conducted on brand image and consumer behavior (Tekin, Yiltay, & Ayaz, 2016; Zhang, 2015). The researchers mentioned above paid more significant attention to the relationship between brand image and purchasing decisions, commitment, trust, and attitude.

Despite these increased interests in branding and consumer behavior, little empirical literature is available on the effect of corporate brand image on consumer switching, loyalty, and satisfaction. Instead, the focus among several authors regarding brand switching was on the impact of and factors influencing brand switching (Nimako, 2012; Awogbemi, 2015). More specifically, no research was conducted on corporate brand image and satisfaction of customers and consumer switching in the mobile telecommunications sector in Zimbabwe.

This research, therefore, adds to the body of knowledge by investigating the relationship between corporate brand image and consumer loyalty, customer satisfaction, and consumer switching in Zimbabwe's mobile telecommunications sector. The overall aim of the study is to ascertain how corporate brand image affects consumer buying behavior in the mobile telecommunications sector of Zimbabwe.

1. LITERATURE REVIEW AND HYPOTHESES DEVELOPMENT

1.1. Mobile network operators in Zimbabwe

The telecommunications industry's deregulation in the 1990s led to the entry of three big mobile operators into Zimbabwe registered with POTRAZ, namely, Econet Wireless Zimbabwe, Telecel Zimbabwe, and NetOne (Viriri & Phiri, 2017). Mobile network operators are the owners of a network structure, and they are also the retailers of airtime to the consumers (Van Der Merwe, 2015). Nhundu (2017) argued that the companies in the telecommunications sector of Zimbabwe are slow in adopting advanced technologies; hence, there is low innovation, poor service quality, and high prices.

There are over 20 million mobile telecommunications subscribers registered with POTRAZ (POTRAZ Report, 2016). The growth of the mobile telecommunications industry in Zimbabwe has been hampered by the harsh economic conditions prevailing in Zimbabwe, and the annual revenue is reported to be falling steadily (Karombo, 2017). The mobile telecommunications industry of Zimbabwe is difficult to penetrate because of the high license fees and high capital requirements, which is a big barrier of entry (Nhundu, 2017). This researcher further added that there might be new competitors in the long run since POTRAZ is encouraging the sharing of infrastructure amongst the competing companies.

According to Marumbwa (2013) and Karombo (2017), there has been stiff competition among the three mobile network operators in Zimbabwe in the past few years, and the companies have been

employing aggressive promotional activities like free calls, free short messages (SMS), and reduced tariffs at chosen time frames, to gain a large market share. The mobile sector is the main driver of the economy of Zimbabwe; it has contributed to about 77% of the growth of the economy (Karombo, 2017). High competition in the telecommunications sector is forcing the operators to lower prices and provide better packages as they fight for customers in the difficult economy of Zimbabwe (Nhundu, 2017).

There are many promotional activities and intense competition in the telecommunications sector, and subscribers can easily switch network providers (Nhundu, 2017). This researcher further added that it is cheaper and simpler to switch network providers in Zimbabwe, and subscribers are allowed to retain their mobile telephone numbers when they switch service providers.

1.2. Brands and brand switching

A brand is a term or any symbol that distinguishes the sellers' goods and services from the goods and services of other sellers (Kotler & Keller, 2015), and the brands directly impact consumers' buying behavior. According to Lee, James, and Kim (2014), brand image is a vital element of branding. Zhang (2015) highlighted that customers make their buying decisions based mainly on the image of a brand, and branding is an important concept in understanding consumer behavior. According to Kotler and Keller (2012), consumer behavior is when consumers select, buy, or consume goods and services to satisfy their needs and wants. Romani, Grappi, and Dali (2012) argue that consumers display different behaviors towards different brands, and it is important to study their behavior.

Das, Prakash, and Khattri (2016) postulated that consumers face a big challenge when choosing a mobile service provider, and the brands have a direct impact on their behavior. Rahman, Haque, and Hussain (2013) indicated that brand image is the most important factor used by consumers in choosing their preferred goods and services, after getting information about a certain brand and other available alternatives. Today's consumers have much information, which affects their brand choices and preferences, and they face a di-

lemma in choosing a specific network provider or the best brand (Marumbwa, 2013). According to these researchers, brands are being used as a selection criterion; consumers base their decisions on the brand image. Das et al. (2016) added that the brand image is the main driver of consumer's perceptions and thoughts of the product, and this also has a great impact on their consumption behavior.

Sultama (2012) defines brand switching as the process whereby consumers change from buying one brand to another. Sultama (2012) and Nimako (2012) reported that switching from one brand to another is very easy in the telecommunications sector. Nimako (2012) further reported that due to the proliferation of mobile devices at cheap costs, consumers can use the same number on different mobile telecommunication networks, and can easily switch networks. Thus, there is a need to investigate how corporate brand image affects consumer behavior in the mobile telecommunication sector, where consumers are overwhelmed with choices.

1.3. Corporate brand image and customer satisfaction

According to Srivastava and Sharma (2013), a positive corporate brand image can improve sales through increased customer satisfaction. Lahap, Ramli, Saed, and Zain (2016) argued that corporate brand image has a great impact on customer satisfaction. Ene and Ozkaya (2014) argued that a positive relationship exists between corporate brand image and customer satisfaction. Therefore, it is hypothesized that:

H1: The mobile telecommunication network service providers' brand image has a positive impact on customer satisfaction.

1.4. Corporate brand image and customer loyalty

According to Richard and Zhang (2012), a corporate brand image has an impact on customer loyalty. Srivastava and Sharma (2013) argue that favorable corporate brand image increases sales through improved customer loyalty. Corporate brand image stimulates customer loyalty, and customer loyalty plays a big role in building a positive corporate

brand image (Kariuki, 2015). This researcher further added that an organization's brand image has a great effect on customer loyalty. Rahman et al. (2012) argued that brand image positively impacts customer loyalty in three sectors: telecommunications industry, retail industry, and education industry. Neupane (2015) and Ranjbarian, Sanayel, Kaboli, and Hadadian (2012) agree that there is a strong relationship between an organization's brand image and customer loyalty. According to Yu and Ramathan (2012), a corporate brand image plays a big role in maintaining customer loyalty. Therefore, it is hypothesized that:

H2: In the mobile telecommunications sector, the corporate brand image positively affects consumer loyalty.

1.5. Corporate brand image and consumer switching

Srivastava and Sharma (2013) argue that a favorable organization's brand image reduces consumer switching behavior. Saeed and Azmi (2015) argued that any corporate brand image element that touches on religion influences consumers' switching to another brand. Therefore, it is hypothesized that:

H3: In the mobile telecommunications sector, corporate brand image positively affects consumer brand switching.

1.6. Customer satisfaction and loyalty

Sekyere (2015) and Richard and Zhang (2012) agree that customer satisfaction positively affects customer loyalty. According to Seto-Pamies (2012), customer satisfaction is a vital element in customer loyalty. Srivastava and Sharma (2013) further added that customer satisfaction directly affects customer loyalty. Adonyeva (2012) argued that dissatisfied customers could move to another company. Martins, Hor-Meyll, and Ferreira (2013) argued that customer satisfaction is a powerful sign of customer loyalty. Therefore, it is hypothesized that:

H4: In the mobile telecommunications industry, customer satisfaction positively affects customer loyalty.

1.7. Customer satisfaction and switching behavior

According to Seto-Pamies (2012), high levels of customer satisfaction reduces consumer brand switching. Satisfied customers are most likely to urge other customers to buy, and they may not move to other brands (Kariuki, 2015). Therefore, it is hypothesized that:

H5: In the mobile telecommunications industry, customer satisfaction affects consumer brand switching.

1.8. Corporate brand image, customer satisfaction, and consumer switching behavior

According to Kariuki (2015), if customers are satisfied by the company's products and services, and there is a positive corporate brand image, there is less probability of consumer switching. Thus, it is hypothesized that:

H6: In the telecommunications industry, a corporate brand image has an impact on consumer brand switching behavior through customer satisfaction.

1.9. Corporate brand image, customer loyalty, and customer satisfaction

According to Ekorn and Khan (2014), corporate brand image and satisfaction of customers have a positive impact on customer loyalty. Richard and Zhang (2012) argued that an organization's brand image affects customer loyalty, and they are mediated by customer satisfaction. Kariuki (2015) also argued that the corporate brand image indirectly affects consumer loyalty through customer satisfaction. Therefore, it is hypothesized that:

H7: In the mobile telecommunications industry, corporate brand image has a positive impact on customer loyalty through customer satisfaction.

The study aimed to investigate the relationship between corporate brand image and customer loyalty.

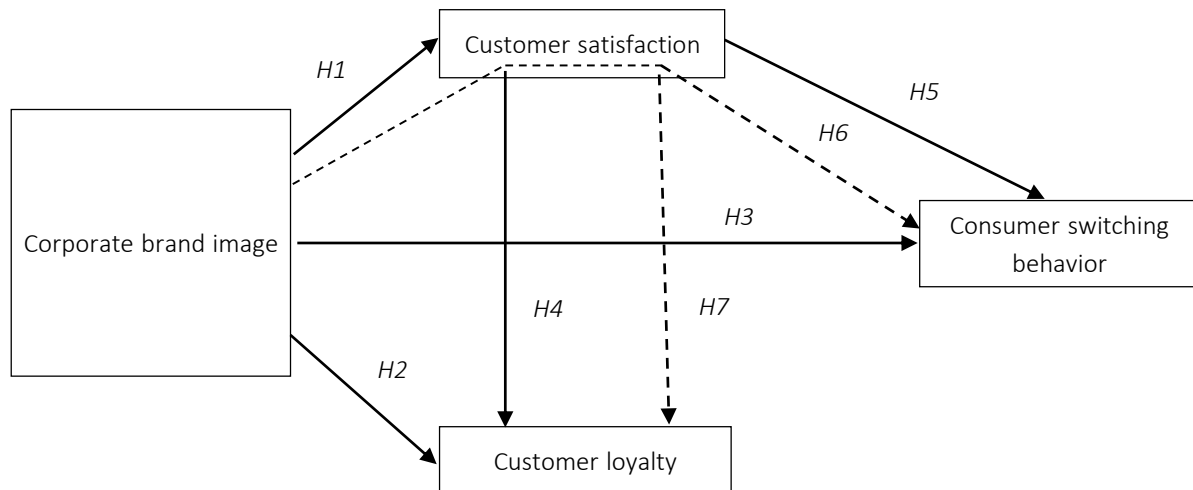


Figure 1. Conceptual framework that was validated in this research

alty, customer satisfaction, and consumer switching in Zimbabwe’s mobile telecommunications industry.

2. RESEARCH METHODOLOGY

2.1. Research design

Quantitative research approach was adopted to determine the relationship between the research variables and test the hypotheses. A cross-sectional survey research approach was used since it allowed the researcher to use AMOS (on SPSS) to test the hypotheses (Cresswell, 2014).

2.2. Target population

The target population comprised of mobile telecommunication subscribers registered with POTRAZ. Convenience sampling was used since it is more appropriate where there is no population list (Wanninayake & Chovancova, 2012). By using the Rao software (Rao Soft Inc., 2004), a sample size of 385 participants was determined, with a confidence level of 95% and margin of error of 5%. The figure mentioned above (385) was divided into 193 participants from Harare and 192 participants from Bulawayo, almost 50% per city. Adults who are 18 years and above were selected to participate in the study since they can make personal purchasing decisions (Wanninayake & Chovancova, 2012, p. 8). The respondents were intercepted at the service centers in Harare and Bulawayo since

this is where they buy air time (M. Zakersalehi & A. Zakersalehi, 2012).

2.3. Research Instruments

Questionnaires with closed-ended questions were used, and the questions were structured on a seven-point Likert scale, and divided into eight sections.

3. RESULTS

3.1. Reliability

The corporate brand image measurement scales with 23 items produced an alpha value of 0.870, customer satisfaction measurement scale with 23 items produced an alpha value of 0.922, customer loyalty measurement scale with 18 items produced an alpha value of 0.948, and consumer switching behavior with 20 items also produced an alpha value of 0.908. The Cronbach’s alpha coefficients of measurement scales were above 0.7, which showed internal consistency (Cresswell, 2014).

3.2. Validity

Factor loading sizes are considered to be very important (Hair, William, Babin, & Anderson, 2014), and high loadings show that they converge on a common position (Hair, Sarstedt, Ringle, & Gudergan, 2017). Standardized factor loadings are interpreted as correlations between the indicator

Table 1. Standardized factor loadings

Construct	Item	Standardized factor loading	CR	p-value
Corporate brand image	Customer service	.660	6.976	***
	Ambiance	.422	–	–
	Confidence	.575	6.617	***
	Offers value for money	.668	7.004	***
Customer satisfaction	Meets my expectations	.860	–	–
	Satisfactory service	.716	13.246	***
	Service recovery	.660	12.499	***
	Problem-solving	.513	10.624	***
Consumer switching behavior	Inconvenient	.663	10.176	***
	Poor service	.756	10.529	***
	Easy to switch	.714	–	–

Note: CR is fixed; *** $p < 0.001$.

and its factor (Field, 2005), and the standardized loadings should be .5 or .7 or higher (Hair et al., 2014). If loadings are less than .7, they are considered significant (Hair et al., 2017). According to Hair et al. (2017, p. 694), critical ratios (CRs) for items should be large and above 2, at a significant level, p -values of less than 0.001 ($p < 0.001$). Table 1 shows the standardized factor loadings (λ), critical ratios (CRs), and p -values.

The results in Table 1 show that the standard factor loadings of all the factors are above 0.5, which means that all the items are above the minimum cut off point of ($\lambda = 0.5$), and are all considered significant (Hair et al., 2014). Critical ratios for all the items are high enough ($CR > 2$), and p -values are all significant ($p < 0.001$) (Field, 2005).

3.3. Discriminant validity

Discriminant validity is the degree to which two similar concepts are distinct conceptually (Hair et al., 2014). According to Hair et al. (2017, p. 125), discriminant validity is obtained by comparing the average variance extracted (AVE) and squared interconstruct correlations (SICs). Hair et al. (2017, p. 625) further added that discriminant validity is attained when AVE's square root is bigger than

SIC. The results presented in Table 2 show that all the AVEs were greater than the SICs, and in this study, the condition for discriminant validity was practically satisfied (Arkkelin, 2014).

4. DISCUSSION

Table 3 summarizes the results of hypotheses testing using standardized regression weight (SRW), critical ratio (CR), and probability (P). Higher positive weights are recommended for observations as they provide reliable information on the functions of regression (Hair et al., 2014). Acceptable SRW values should not be above one (1), although values which are greater than 0.09 are also preferred ($1 < SRW > 0.09$) (Saunders, Lewis, & Thornhill, 2016). According to Hair et al. (2017), CR values should be higher than 2, and the significant p -value should be less than 0.001 ($p < 0.001$). For the hypothesis to be accepted, it should fulfill more than one of the mentioned statistics (Saunders et al., 2016).

In summary, $H1$, $H3$, $H4$, $H5$, and $H7$ were supported, $H2$ and $H6$ were not supported.

The results show a positive relationship between corporate brand image and customer satisfaction

Table 2. AVEs and SICs validity results

Factor	M ± SD	CB	SA	LO	SB
Corporate brand (CB)	3.69 ± 0.53	0.51	0.54	0.53	-0.33
Satisfaction (SA)	3.38 ± 0.72	0.29	0.61	0.68	-0.25
Loyalty (LO)	3.59 ± 0.84	0.28	0.46	0.82	-0.21
Switching behavior (SB)	2.76 ± 0.81	0.11	0.06	0.04	0.67

Note: *Diagonal elements in bold represent AVE, numbers below diagonal elements represent SICs, numbers above diagonal elements represent correlations, M represents mean, and SD represents standard deviation.

Table 3. Hypotheses testing results

Hypothesis	SRW	CR	P	Outcome
H1: Corporate brand image → customer satisfaction	.792	6.342	< 0.001	Supported
H2: Corporate brand image → customer loyalty	.032	.322	.748	Not supported
H3: Corporate brand image → consumer brand switching	-.459	-4.938	.002	Supported
H4: Customer satisfaction → customer loyalty	.898	10.965	< 0.001	Supported
H5: Customer satisfaction → consumer switching behavior	-.306	-4.456	.800	Not supported
H6: Corporate brand image → customer satisfaction → consumer switching behavior	.547	6.525	< 0.001	Supported
H7: Corporate brand image → customer satisfaction → customer loyalty	.929	8.868	< 0.001	Supported

(H1). The findings concur with the studies done by Ashraf (2018) and Sallam (2015) that corporate brand image positively affects customer satisfaction. H2 showed an insignificant relationship between the corporate brand image and customer loyalty. The results are in line with the findings of Sangwan and Bhakor (2018) and Richard and Zhang (2012) who concurred that there is an insignificant relationship between corporate brand image and customer loyalty. H3 showed a positive relationship between corporate brand image and consumer switching behavior. The results are in line with Hossain (2018) findings, who stressed that corporate brand image has a positive impact on consumer switching behavior. H4 shows a positive relationship between customer satisfaction and customer loyalty. The results support the findings of Tefera and Govender (2014), Setiwan and Sayuti (2017) who concluded that there is a positive relationship between customer satisfaction and customer loyalty. H5 shows an in signifi-

cant relationship between customer satisfaction and consumer switching behavior in the telecommunications sector. The results are in line with the findings of Althonayan, Alhabib, Alrasheedi, Alqahtani, and Saleh (2015) who also found out an insignificant relationship between customer satisfaction and consumer switching behavior. H6 reveals an indirect relationship between corporate brand image and consumer switching behavior through customer satisfaction. The results are in line with the findings of Srivastava and Sharma (2013) who found out that corporate brand image indirectly impacts on consumer switching behavior through customer satisfaction. H7 shows a positive relationship between corporate brand image and customer loyalty through customer satisfaction. The results support the previous findings of Onyancha (2013) and Sulibhav and Shivashankar (2017) who found out that corporate brand image indirectly affects customer loyalty through customer satisfaction.

CONCLUSION

The research aimed to discover the impact of corporate brand image on customer satisfaction, customer loyalty, and consumer switching behavior. The results showed a positive relationship between the mobile network's corporate brand image and customer satisfaction. Companies with a good corporate brand image tend to satisfy their customers in the mobile telecommunications industry. The mobile network service providers should put more emphasis on enhancing their corporate image, for example improving the shopping environment, having a better reputation and providing fast and smooth service, etc., to improve satisfaction of customers. The results also showed that the mobile network service providers' image positively affects consumer switching behavior. A good corporate brand image has a great impact on consumer switching behavior. Consumers will not switch service providers if the organisations are offering good services and also have a good brand image. There is also significant relationship between customer satisfaction and customer loyalty. This implies that, when there is customer satisfaction, customers tend to be loyal. Loyal customers make repeat purchases and bring in more revenue to the company. The results also showed that customer satisfaction plays a mediating role in corporate brand image and consumer switching behavior. It, therefore, means that good corporate brand image has a positive effect on customer satisfaction which in turn causes consumers to stop switching mobile network service providers and remain loyal. Switching of brands has a huge negative impact on the rev-

venues of the company. The results also revealed that corporate brand image indirectly impactson customer loyalty through customer satisfaction in Zimbabwe’s mobile telecommunications industry. The companies in the mobile telecommunications sector are recommended to implement good corporate brand image strategies which can improve the levels of customer satisfaction, which in turn help to improve customer loyalty. It is cheaper to maintain a relationship with an existing customer than to look for a new one. However, there is an insignificant relationship between the corporate brand image and customer loyalty, and customer satisfaction does not affect consumer switching behavior in the mobile telecommunications industry. The companies in the mobile telecommunications sector of Zimbabwe are, therefore, recommended to improve the overall brand images of their companies to improve customer satisfaction and reduce consumer switching from one mobile network operator to another.

AUTHOR CONTRIBUTIONS

Conceptualization: Shylet Chigwende, Krishna Govender.

Data curation: Shylet Chigwende, Krishna Govender.

Formal analysis: Shylet Chigwende.

Funding acquisition: Shylet Chigwende.

Investigation: Shylet Chigwende, Krishna Govender.

Methodology: Shylet Chigwende, Krishna Govender.

Project administration: Shylet Chigwende.

Resources: Shylet Chigwende.

Software: Shylet Chigwende.

Supervision: Krishna Govender.

Validation: Shylet Chigwende.

Writing – original draft: Shylet Chigwende, Krishna Govender.

Writing – review & editing: Shylet Chigwende, Krishna Govender.

ACKNOWLEDGMENTS

The authors of this paper greatly appreciate the support and cooperation they received from the Postal and Telecommunications Authority of Zimbabwe (POTRAZ) and research participants during the survey.

REFERENCES

- Adonyeva, K. V. (2012). The effect of Brand Image on Customer Brand Loyalty. *Bulletin of Scientific Studies Results*, 4(3), 188-193. Retrieved from <https://cyberleninka.ru/article/n/the-effect-of-brand-image-on-customer-brand-loyalty>
- Air Jr, William C., Babin, B. J., & Anderson, R. E. (2014). *Multivariate Data Analysis* (7th ed.). Pearson Education Limited.
- Althonayan, A., Alhabib, A., Alrashedi, E., Alqahtani, G., & Saleh, M. A. H. (2015). Customer satisfaction and brand switching intention: A study of mobile services in Saudi Arabia. *Expert Journal of Marketing*, 3(2), 62-72.
- Arkkelin, D. (2014). *Using SPSS to understand research and data analysis*. Valparaiso University. United States of America. Retrieved from https://scholar.valpo.edu/psych_oer/1/ (accessed on September 9, 2019).
- Ashraf, S., Ilyas, R., Imtiaz, M., & Ahmad, S. (2018). Impact of service quality, corporate image and perceived value on brand loyalty with presence and absence of customer satisfaction: A study of four service sectors of Pakistan. *International Journal of Academic Research in Business and Social Sciences*, 8(2), 452-474. Retrieved from <https://ideas.repec.org/a/hur/ijarbs/v8y2018i2p452-474.html>
- Awogbemi, C. A., Oloda, F. S., & Osama, C. K. (2012). Modeling Brand Switching in Consumers’ Products. *Journal of Economics and Sustainable Development*, 3(12), 82-86. Retrieved from <https://www.iiste.org/Journals/index.php/JEDS/article/view/3474>
- Creswell, J. W., & Clark, V. L. P. (2014). *Designing and Conducting Mixed Methods Research*. London: Sage Publications.
- Das, J. K., Prakash, O., & Khattri, V. (2016). Brand Image Mapping: A Study on Bathing Soaps. *Global Business Review*, 17(4), 870-885. <https://doi.org/10.1177%2F0972150916645683>

9. Ene, S., & Ozkaya, B. (2014). A Study on Corporate Image, Customer Satisfaction and Brand Loyalty in the Context of Retail Stores. *Asian Social Science*, 10(14), 52. <https://doi.org/10.5539/ass.v10n14p52>
10. Erkon, S. K., & Khan, S. (2014). *Through the Eye of the Customer. A Study of how Corporate Brand Image Impact on Customer Loyalty and Satisfaction in the Travel Industry* (Master Thesis). Uppsala University. Retrieved from <http://www.diva-portal.org/smash/get/diva2:727988/FULLTEXT01.pdf> (accessed on July 15, 2017).
11. Field, A. (2005). *Factor Analysis Using SPSS: Theory and Application*. Retrieved from <http://www.sussex.ac.uk/users/andyf/factor.pdf>.
12. Hair Jr, J. F., Sarstedt, M., Ringle, C. M., & Gudergan, S. P. (2017). *Advanced issues in partial least squares structural equation modeling*. Sage Publications.
13. Hossain, M., & Suchy, N. J. (2013). Influence of Customer Satisfaction on Loyalty: A Study on Mobile Telecommunication Industry. *Journal of Social Sciences*, 9(2), 73-80. Retrieved from <https://www.semanticscholar.org/paper/INFLUENCE-OF-CUSTOMER-SATISFACTION-ON-LOYALTY%3A-A-ON-Hossain-Suchy/5a6a1bbf68bbebbcdcaea3366f19315f3f26bd9>
14. Kariuki, M. N. (2015). *The Impact of Brand Image on Customer Satisfaction in Majorn Supermarkets in Nairobi county* (MBA Thesis). University of Nairobi, Kenya. Retrieved from <http://erepository.uonbi.ac.ke/handle/11295/93264> (accessed on July 15, 2017).
15. Karombo, T. (2017). Growth in Zimbabwe's Telecoms Industry. *Web Africa Zimbabwe*. Retrieved from <http://www.itwebafrica.com/zimbabwe/237535-28-growth-in-zimbabwes-telecoms-industry>
16. Kotler, P., & Keller, K. L. (2012). *Marketing Management*. Pearson.
17. Kotler, F., & Keller, K. (2015). *Marketing Management* (15th ed.). Pearson Education, Limited.
18. Lahap, J., Ramli, N. S., Said, N. M., Radzi, S. M., & Zain, R. A. (2016). A study of brand image towards customer's satisfaction in the Malaysian hotel industry. *Procedia-Social and Behavioral Sciences*, 224, 149-157. <https://doi.org/10.1016/j.sbspro.2016.05.430>
19. Lee, J. L., James, J. D., & Kim, Y. K. (2014). A Reconceptualization of Brand Image. *International Journal of Business Administration*, 5(4), 1-11. <https://doi.org/10.5430/ijba.v5n4p1>
20. Martins, R. C., Hor-Meyll, L. F., & Ferreira, J. B. (2013). Factors Affecting Mobile Users' Switching Intentions: A Comparative Study between the Brazilian and German Markets. *BAR-Brazilian Administration Review*, 10(3), 239-262. <https://doi.org/10.1590/S1807-76922013000300002>
21. Marumbwa, J. (2013). A Pragmatic Assessment of the Determinants of Consumer Brand Preferences in the Mobile Telecommunications Services Market in Masvingo Urban, Zimbabwe. *Management and Administrative Sciences Review*, 2(2), 144-155. Retrieved from https://www.academia.edu/4055224/A_Pragmatic_Assessment_of_the_Determinants_of_Consumer_Brand_Preferences_in_the_Mobile_Telecommunications_Services_Market_in_Masvingo_Urban_Zimbabwe
22. Neupane, R. (2015). The Effects of Brand Image on Customer Satisfaction and Loyalty Intention in Retail Supermarket Chain UK. *International Journal of Social Sciences and Management*, 2(1), 9-26. <https://doi.org/10.3126/ijssm.v2i1.11814>
23. Nhundu, N. (2017). *Is Infrastructure Sharing a Game Changer in Zimbabwe Telecoms?* Retrieved from <https://static1.squarespace.com/static/52246331e4b0a46e5f1b8ce5/t/55c3118ee4b08204245d3cc2/1438847374304/Infrastructure+sharing+CCRED+Review6.pdf> (accessed on August 12, 2018).
24. Nimako, S. G. (2012). Towards a Comprehensive Definition and Typology of Consumer Switching Behaviour: Unearthing Research Gaps. *Research Journal of Social Science and Management*, 2(3), 67-73. Retrieved from <https://pdfs.semanticscholar.org/c0d3/3f125e6665abf8bf4ef21cd2620ac4f927f.pdf>
25. Onyancha, G. K. (2013). The impact of bank brand image on customer satisfaction and loyalty: A case of Kenya commercial bank. *European Journal of Business and Management*, 21(5), 35-39. Retrieved from <https://www.iiste.org/Journals/index.php/EJBM/article/view/7439>
26. Postal and Telecommunications Regulatory Authority of Zimbabwe (POTRAZ) Report (2016). Fourth Quarter Performance Report. Retrieved from http://www.potraz.gov.zw/wp-content/uploads/2017/03/Sector_Performance_Review_4th_Quarter_2012.pdf (accessed on July 10, 2018).
27. Postal and Telecommunications Regulatory Authority of Zimbabwe (POTRAZ) Report (2016). *First Quarter Performance Report*. Retrieved from <https://t3n9sm.c2.acecdn.net/wp-content/uploads/2017/03/March-2016-Zimbabwe-telecoms-report-POTRAZ.pdf> (accessed on June 5, 2017).
28. Rahman, M. S., Haque, M. M., & Khan, A. H. (2012). A Conceptual Study on Consumers 'Purchase Intention of Broadband Services: Service Quality and Experience Economy Perspective. *International Journal of Business and Management*, 7(18), 115. Retrieved from <https://bit.ly/2TQMPEn>
29. Ranjbarian, B., Sanayei, A., Kaboli, M. R., & Hadadian, A. (2012). An Analysis of Brand Image, Perceived Quality, Customer Satisfaction and Re-purchase Intention in Iranian Department Stores. *International Journal of Business and Management*, 7(6), 40-48. <https://doi.org/10.5539/ijbm.v7n6p40>
30. Richard, J. E., & Zhang, A. (2012). Corporate Image, Loyalty, and Commitment in the Consumer

- Travel Industry. *Journal of Marketing Management*, 28(5-6), 568-593. <https://doi.org/10.1080/0267257X.2010.549195>
31. Romani, S., Grappi, S., & Dalli, D. (2012). Emotions that Drive Consumers Away from Brands: Measuring Negative Emotions Toward Brands and their Behavioral Effects. *International Journal of Research in Marketing*, 29(1), 55-67. <https://doi.org/10.1016/j.ijresmar.2011.07.001>
 32. Saeed, M., & Azmi, I. A. G. (2015). Islam, Brand Image and Intention: Influence of Brand Switching Behaviour of Muslim Consumers on Brand Equity. *Proceedings of the 2nd international Convention on Islamic management*. Retrieved from https://umexpert.um.edu.my/file/publication/00005871_112410.pdf
 33. Sallam, M. A. A. (2015). The effect of corporate image on WoM: The Role of Customer Satisfaction and Trust. *International Journal of Economics, Commerce and Management*, 3(12), 331-340.
 34. Sangwan, A. D., & Bhakar, S. S. (2018). The Effect of Service Quality, Brand Image and Customer Satisfaction on Customer Loyalty: Evidence from Hotel Industry. *Prestige International Journal of Management & IT-Sanchayan*, 7(1), 1-15.
 35. Saunders, M., Lewis, P., & Thornhill, A. (2016). *Research Methods for Business Students* (7th ed.). Pearson Education Limited.
 36. Sekyere, A. K. (2015). *Customer Satisfaction and Loyalty Assessing: The Moderating Role of Switching Costs in the Insurance Industry* (PhD Thesis). University of Ghana. Retrieved from www.ugspace.ug.edu.gh/.../Customer%20Satisfaction%20and%20Loyalty%20Assessing%3
 37. Setiawan, H., & Sayuti, A. J. (2017). Effects of Service Quality, Customer Trust and Corporate Image on Customer Satisfaction and Loyalty: An Assessment of Travel Agencies Customer in South Sumatra Indonesia. *IOSR Journal of Business and Management*, 19(5), 31-40. Retrieved from https://www.researchgate.net/publication/317020506_Effects_of_Service_Quality_Customer_Trust_and_Corporate_Image_on_Customer_Satisfaction_and_Loyalty_An_Assessment_of_Travel_Agencies_Customer_in_South_Sumatra_Indonesia
 38. Setó-Pamies, D. (2012). Customer loyalty to service providers: Examining the Role of Service Quality, Customer Satisfaction and Trust. *Total Quality Management & Business Excellence*, 23(11-12), 1257-1271. Retrieved from https://www.researchgate.net/publication/254348590_Customer_loyalty_to_service_providers_Examining_the_role_of_service_quality_customer_satisfaction_and_trust
 39. Srivastava, K., & Sharma, N. K. (2013). Service Quality, Corporate Brand Image, and Switching Behavior: The Mediating Role of Customer Satisfaction and Repurchase Intention. *Services Marketing Quarterly*, 34(4), 274-291. <https://doi.org/10.1080/15332969.2013.827020>
 40. Sulibhavi, B., & Shivashankrar, K. (2017). The Impact of Brand Image on Customer's Loyalty Towards Private Label Brands: The Mediating Effect of Satisfaction. Hubli-Dharwad conglomerate City of Karnataka. *International Journal of Marketing and Financial Management*, 5(8), 43-50. Retrieved from <https://zenodo.org/record/888515#.XsBCOWg-zaUk>
 41. Sultana, N. (2013). *A Relational Study on Consumer Promotion, Price Perception, Service Quality Perception and Brand Loyalty in the Context of Telecommunication Industry in Bangladesh*. Retrieved from <http://dspace.bracu.ac.bd/bitstream/handle/10361/2887/09304056.pdf?sequence=1>
 42. Tefera, O., & Govender, K. (2015). Hotel Grading, Service Quality, Satisfaction and Loyalty-Proposing A Theoretical Model and Relationship. *African Journal of Hospitality, Tourism and Leisure*, 4, 1-17. Retrieved from <https://www.semanticscholar.org/paper/Hotel-Grading%2C-Service-Quality%2C-Satisfaction-and-a-Tefera-Govender/6ff2086001361b8d8eb4631a3e21cbb2bb42fc5d>
 43. Tekin, G., Yiltay, S., & Esra, A. Y. A. Z. (2016). The Effect of Brand Image on Consumer Behaviour: Case Study of Louiss Vuitton-Moet Hennessy. *International Journal of Academic Values Studies*, 2, 1-24. Retrieved from https://www.academia.edu/21457383/The_Effect_of_Brand_Image_on_Consumer_Behaviour_Case_Study_of_Louiss_Vuitton-Moet_Hennessy
 44. Van Der Merwe, C. M. (2015). *A Comparison between Switching Intention and Switching Behavior in the South African Mobile Telecommunications Industry* (Ph.D. Thesis). University of Pretoria. South Africa. Retrieved from https://repository.up.ac.za/bitstream/handle/2263/53007/VanderMerwe_Comparison_2016.pdf;sequence=1
 45. Viriri, P., & Phiri, M. (2017). Customer Retention Strategies Applicable to Zimbabwe Telecommunication Industry (A Customer Relationship Management Perspective). *Journal of Economics*, 8(1), 50-53. Retrieved from https://www.researchgate.net/publication/321222861_Customer_Retention_Strategies_Applicable_to_Zimbabwe_Telecommunication_Industry_A_Customer_Relationship_Management_Perspective
 46. Wanninayake, B. W. M. C., & Chovancova, M. (2012). Consumer ethnocentrism and attitudes towards foreign beer brands: With evidence from Zlin Region in the Czech Republic. *Journal of Competitiveness*, 4(2), 3-19. Retrieved from https://www.researchgate.net/publication/272483805_Consumer_Ethnocentrism_and_Attitudes_Towards_Foreign_Beer_Brands_With_Evidence_from_Zlin_Region_in_the_Czech_Republic
 47. Yu, W., & Ramanathan, R. (2012). Retail Service Quality, Corporate Image and Behavioral Intentions: The Mediating Effects of Customer

- Satisfaction. *The International Review of Retail, Distribution and Consumer Research*, 22(5), 485-505. Retrieved from https://www.researchgate.net/publication/263528163_Retail_service_quality_corporate_image_and_behavioural_intentions_the_mediating_effects_of_customer_satisfaction
48. Zakersalehi, M., & Zakersalehi, A. (2012). Consumers' Attitude and Purchasing Intention toward Green Packaged foods. *International Journal of Trade, Economics and Finance*, 3(1), 46-51. Retrieved from https://www.researchgate.net/publication/303184710_Consumers'_attitude_and_purchasing_intention_toward_green_packaged_foods_A_Malaysian_perspective
49. Zhang, Y. (2015). The Impact of Brand Image on Consumer Behavior: A Literature Review. *Open Journal of Business and Management*, 3(1), 58-62. Retrieved from <https://m.scirp.org/papers/53297>