




# “Key elements of local government transparency in new public governance”

<b>AUTHORS</b>	Gede Adi Yuniarta  <a href="https://orcid.org/0000-0002-0463-871X">https://orcid.org/0000-0002-0463-871X</a> I Gusti Ayu Purnamawati  <a href="https://orcid.org/0000-0003-3364-223X">https://orcid.org/0000-0003-3364-223X</a>
<b>ARTICLE INFO</b>	Gede Adi Yuniarta and I Gusti Ayu Purnamawati (2020). Key elements of local government transparency in new public governance. <i>Problems and Perspectives in Management</i> , 18(4), 96-106. doi: <a href="https://doi.org/10.21511/ppm.18(4).2020.09">10.21511/ppm.18(4).2020.09</a>
<b>DOI</b>	<a href="http://dx.doi.org/10.21511/ppm.18(4).2020.09">http://dx.doi.org/10.21511/ppm.18(4).2020.09</a>
<b>RELEASED ON</b>	Wednesday, 18 November 2020
<b>RECEIVED ON</b>	Tuesday, 18 August 2020
<b>ACCEPTED ON</b>	Friday, 16 October 2020
<b>LICENSE</b>	 This work is licensed under a <a href="https://creativecommons.org/licenses/by/4.0/">Creative Commons Attribution 4.0 International License</a>
<b>JOURNAL</b>	"Problems and Perspectives in Management"
<b>ISSN PRINT</b>	1727-7051
<b>ISSN ONLINE</b>	1810-5467
<b>PUBLISHER</b>	LLC “Consulting Publishing Company “Business Perspectives”
<b>FOUNDER</b>	LLC “Consulting Publishing Company “Business Perspectives”



NUMBER OF REFERENCES

**41**



NUMBER OF FIGURES

**0**



NUMBER OF TABLES

**10**

© The author(s) 2021. This publication is an open access article.



## BUSINESS PERSPECTIVES



LLC "CPC "Business Perspectives"  
Hryhorii Skovoroda lane, 10,  
Sumy, 40022, Ukraine  
[www.businessperspectives.org](http://www.businessperspectives.org)

**Received on:** 18<sup>th</sup> of August, 2020

**Accepted on:** 16<sup>th</sup> of October, 2020

**Published on:** 18<sup>th</sup> of November, 2020

© Gede Adi Yuniarta, I Gusti Ayu Purnamawati, 2020

Gede Adi Yuniarta, Dr., Associate Professor, Department of Economics and Accounting, Economic Faculty, Ganesha University of Education, Indonesia. (Corresponding author)

I Gusti Ayu Purnamawati, Dr., Associate Professor, Department of Economics and Accounting, Economic Faculty, Ganesha University of Education, Indonesia.



This is an Open Access article, distributed under the terms of the [Creative Commons Attribution 4.0 International license](https://creativecommons.org/licenses/by/4.0/), which permits unrestricted re-use, distribution, and reproduction in any medium, provided the original work is properly cited.

**Conflict of interest statement:**

Author(s) reported no conflict of interest

Gede Adi Yuniarta (Indonesia), I Gusti Ayu Purnamawati (Indonesia)

# KEY ELEMENTS OF LOCAL GOVERNMENT TRANSPARENCY IN NEW PUBLIC GOVERNANCE

## Abstract

Transparency is a challenge for public administration reforms for now and beyond towards modern and better governance. The economic crisis that occurred has led to a large erosion of public confidence in the effectiveness of government financial management. This study aims to analyze the key elements of local government transparency in new public governance. The research data was obtained through financial reports on local government websites. The sample selection technique used purposive judgment sampling and yielded a total of 262 local governments in Indonesia. The analytical method used is logistic regression analysis. The results showed that key elements, reflected by the local government size and local financial independence ratio, had a significant influence on the implementation of internet financial reporting, while audit opinions do not have a significant effect. This is due to changes in public perception of the quality of audit opinions provided by the Audit Board. This study emphasizes that local governments that receive a fair or unfair audit opinion cannot prove with certainty that the local government has performed good or poor financial management. Audit opinions obtained by local governments do not always facilitate the publication of financial statements on their official websites.

## Keywords

local government, size, financial, ratio, audit

## JEL Classification

H11, H83, P43, O32

## INTRODUCTION

Transparency, among other things, is interpreted as the extent to which an organization provides information about its internal work, decision making processes and available procedures (Pina et al., 2010). According to Indonesian Corruption Watch (Wiwoho, 2014), during the first semester of 2014, the trend of corruption defendants was the highest among local government officials or employees, out of 261 accused of corruption in 2014, there were 101 local government officials who were proven to be corruptors. The number of local government officials as corruptors increased from the previous two years. In 2012, Local original income ICW report found 48 local government officials who committed corruption, and in 2013, the number increased to 60 local government officials accused of corruption. This is in line with the results of a survey conducted by Transparency International Indonesia. The lack of transparency is often associated with corruption in the government sector. Sharman and Chaikin (2009) show that corruption is an important problem in most developing countries and is the biggest hindrance to economic development. Ellis and Fender (2006) show that economic transparency, which results in a decrease in the level of corruption, is part of the output over time, while less transparent economies face an increase in corruption.

Based on the Indonesian Corruption Perception Index Survey Report issued by Transparency International Indonesia, it was revealed that

in 2014 Indonesia's corruption perception index score only increased by 2 digits, from 32 to 34, and Indonesia's ranking increased from 114 in 2013 to 107 in 2014 among 175 countries. Indonesia is still far behind Singapore and Malaysia. This indicates that political corruption in Indonesia is still dominant and difficult to eradicate. It influences the emergence of a public confidence crisis in the government performance. Consequently, the government must strive to rebuild public trust by transparency increasing, especially in the local government finance management. Problems related to the implementation of e-governance have been highlighted by Chatterji (2018), neglect has made cities in India weak and lacked skilled human resources in the field of information technology and electronic governance.

The government must be positive and open to the public, without limiting the amount of information that discloses the government's performance. The publication of financial statements is a major element that can represent the accountability of financial statements (Adriana & Ritonga, 2018; Sargiacomo & Gomes, 2011; Yusuf & Jordan, 2015; Waheduzzaman, 2019). An open government strategy is one of the objectives of promoting transparency, which involves the publication of government data to support accountability and reuse for social or economic value. Public accountability is data disclosure that provides information needed by citizens and other public stakeholders to assess the appropriateness and effectiveness of government (Lourenço, 2013).

Some previous studies have actually tried to explore empirical evidence about the factors that influence the disclosure of local government financial statements on the internet. Recently, demands for transparency in the government system have increased. One factor that has led to increased demands for local financial transparency is the economic crisis, which has led to a large erosion of public confidence in government financial management performance. This public confidence crisis in the government is caused by poor financial management of local government, which is reflected in the number of local government officials who have been dragged into corruption cases. This study seeks to conduct a deeper test of several factors that are believed to affect the internet financial reporting in Indonesia's local government.

---

## 1. LITERATURE REVIEW

Disclosure of financial information via the internet is called Internet Financial Reporting, which is a mixture of internet multimedia capabilities and communicating it interactively (Warsidi et al., 2017; Styles & Tennyson, 2007). The internet can be used as a media related to the preparation and budget use or the publication of local government financial reports to increase transparency between the government and community. According to Pina et al. (2010) and Bertot et al. (2010), advances in information and communication technology are effectively seen as able to minimize costs to create transparency and reduce the corruption level in the government sector. The diminished transparency is felt along with the lack of trust in the government (Yusuf & Jordan, 2015).

Voluntary disclosure of local government financial reports via the internet is considered efficient and effective in increasing control of local

government instruments for acts of corruption (Guillamón et al., 2011). Further development of the two-way e-government communication function is a reform strategy that will lead to service-oriented government (Jun et al., 2014). Martani et al. (2014) show that the size, dependence level on the central government, and local government welfare positively affect transparency level of financial information and performance of Indonesian local government. Fadah et al. (2017) show that a local government website has not been used optimally in developing financial reporting. Research by Adiputra et al. (2018) showed that the quality of financial reporting through audit opinion and the political environment positively and significantly affected transparency of local governments in Indonesia.

In general, the size of local government positively affects the amount and transfer of local government wealth. The greater amount and transfer of local government characterizes wealth that the greater of the local government size. Large

local governments have more complex financial management. Financial reporting requires a lot of financial information to minimize information asymmetry. Aronmwan and Asiriuwa (2018), Jimoh and Okoye (2016), and Laswad (2005) show that the local government size will encourage the publication and disclosure of financial statements via the Internet, while Perez et al. (2014), Nosihana and Yaya (2016), and Stephen et al. (2017) reveal that the local government size has no influence on the financial reporting of the local government through the internet. Large-scale local governments require more oversight and accountability, which forces local governments to bear higher supervision and reporting costs. The internet is the most effective and satisfying media for local governments in publishing financial reports in the context of implementing transparency and accountability in financial management. Through the internet, local governments can provide financial information to the public quickly, in detail and at a low cost.

Audit opinion as one indicator of the quality of local governments' financial accountability is estimated to have an influence on the publication of local government financial reports via the internet in Indonesia. The performance of local governments can be assessed not only based on the financial reporting quality, but can also be evaluated broadly on the local government administration performance carried out by the central government through the Ministry of Home Affairs. Thus, local governments with better audit opinions are also expected to have a higher performance of local government administration. Some considerations for expressing audit opinions are deficiencies in the internal control system, non-compliance with regulations and laws, and non-compliance with Government Accounting Standards (Pamungkas et al., 2018). Suwanda (2015), Dewata et al. (2018), and Sutopo et al. (2017) show that an audit opinion is positively related to the performance of local government administration. Local governments that get a fair opinion will tend to publish financial reports via the Internet to inform about good and accountable financial management quality. Johnsen et al. (2001) revealed the efficiency of the audit in the regional government, which was assessed by auditors and an auditee in Finland and

Norway. Although there are issues relating to the quality of performance audit reports, informants consider them to be useful and rational public management tools. Akrom and Firmansyah (2017) state that audit opinion weakens the effect of the local government's financial independence ratio on compliance with financial information disclosure on the website. Audit opinions cannot moderate the effect of local budget ratios absorption and effectiveness ratios on the compliance with the financial information disclosure on the website.

The independence level shows the region's ability, from local revenue sources to local operational expenses finance, in the implementation of regional development and public services. Local original revenue is the income of an autonomous region from the potential area and other funds that are approved based on law used by local government for progress and welfare of the autonomous regional community. The local own revenue ratio is often referred to the local financial independence ratio. According to Christiaens (2002), local government that has high local original revenue will show stakeholders that the local government has produced high performance. Local governments with poor performance will avoid voluntary disclosure and prefer to limit access to information for the public (Christiaens, 2002; Craven & Marston, 1999; Adriana & Ritonga, 2018). Puspita and Martani (2013) show that the local original income ratio does not affect the disclosure and the quality level of information on the local government website, whereas Annisa and Murtini (2018) show that the local financial independence ratio has a significant positive effect on the financial information availability on the original local revenue official website of the local government.

## 2. METHOD

The research design used in this study is quantitative research. This research was conducted by observing the official website of local government, especially the regency/city government in Indonesia. The study uses purposive judgment sampling techniques. The sample selection summary in this study is shown in Table 1.

**Table 1.** Sample selection summary

Local Government Financial Report in Indonesia, 2016	524
Reduced	
Provincial Government Financial Reports in Indonesia, 2016	34
Local governments that do not have official sites and whose official sites cannot be accessed via the internet	181
Local government, which is a disadvantaged area	47
Local government, which does not provide complete data	0
Samples collected	262

The data used in this study are the Balance sheet related to Total assets, Budget realization reports related to the Total local revenue and the Total revenue, as well as an Overview of the results of the second semester of 2017 related to Audit opinions. An audit opinion independent variable is obtained by browsing the Republic of Indonesia Supreme Audit Board (BPK RI) (BPK RI, n.d.). Data related to the Local Government's Budget Realization Report and Realization are obtained through the Public Information Request service at the Audit Board Information and Communication Center. Meanwhile, the dependent variable data, namely the presence or absence of the internet financial reporting in Indonesian local government, was obtained by observing directly on the official website of each local government. The official website address of the local government is obtained from the website of the Ministry of Internal Affairs of the Republic of Indonesia (Kemdagri RI, n.d.).

Dummy variable is used to measure internet variables of Financial Local Government Reporting. The research observation period on the official website of the Regional Government to measure the dependent variable was October-November 2018. The Local government financial report itself consists of four components, namely a Balance Sheet, a Budget Realization Report, a Cash Flow Report, and Notes to Financial Statements. If one of these components is found on the official website of the local government, the local government is classified as disclosing the Local Government Financial Report. Logistic regression is the analytical method used to test the hypotheses in this study. The dependent variable used in this study is the dichotomous variable. Local governments that conduct voluntary financial reporting on the Internet are categorized as *IFLGR*, while Local Governments that have an official website but

decide not to use it to do reporting are categorized as Non-*IFLGR*. Based on the problem formulation and frame of mind that has been described earlier, the logistic regression model used is shown in Table 2.

$$\ln\left(\frac{IFLGR}{1-IFLGR}\right) = \alpha + \beta_1 \ln\_Size + \beta_2 DOPI + \beta_3 RKKD + \mu_i,$$

where *LN\_SIZE* – Local government size, *DOPI* – Audit opinion, *RKKD* – Local financial independence ratio.

**Table 2.** Description of variables in the regression equation model

Variable	Description
$\ln(IFLGR/1-IFLGR)$	The likelihood that local governments will prepare financial reports over the internet. If there is at least one Local Government Financial Report disclosed on the Local Government website, then it will be written at number 1, if not disclosed on the website, written 0.
$\alpha$	Constant
Local government size	<i>Ln</i> of total assets
Audit opinion	<b>Dummy Variable:</b> If the Local Government gets a WTP (Unqualified Opinion) and WDP (Qualified Opinion), the number 1 is written, while for the Local Government who receives the TW (Adverse Opinion) and TMP (Disclaimer of Opinion), the number 0 is written
Independence ratio	Total of Local Original Revenue/Total Revenue
$\mu$	<b>error</b> coefficient

### 3. RESULTS

Table 3 shows that from the total sample, the local governments implementing IFLGR on the official website amounted to 128 or only 48.85 percent of the total sample. While the remaining 134 (51.15 percent) local governments did not implement IFLGR on their official websites. This shows that the implementation level of IFLGR in Indonesia is still low. Local governments were unable to make the most of the local government website to deliver its financial information.

**Table 3.** IFLGR implementation frequency

IFLGR implementation	Frequency	Percentage
Apply	128	48.85
Not apply	134	51.15
Total	262	100.00



Table 4 shows that 262 samples were used to make the model. Data on variables such as Local Government Size, Audit Opinion, and Local Financial Independence Ratios are all used in the analysis or modeling. Furthermore, it can be seen that there is no missing data (case), which is indicated by *N* (amount) = 0.

**Table 4.** Missing data identification test

Unweighted cases <sup>a</sup>		N	Percent
Selected cases	Included in the analysis	262	100.0
	Missing cases	0	.0
	Total	262	100.0
Unselected cases		0	.0
Total		262	100.0

Note: a – If weight is in effect, see a classification table for the total number of cases.

Table 5 shows that the correlation value between independent variables does not exceed 0.70, which indicates no strong multicollinearity symptoms among the independent variables in the study, so the regression model is good.

**Table 5.** Independent correlation matrix

		Constant	LN_SIZE	DOPI(1)	RKKD
Step 1	Constant	1.000	-.100	-.063	.404
	LN_SIZE	-.100	1.000	.056	-.428
	DOPI(1)	-.063	.056	1.000	.067
	RKKD	.404	-.428	.067	1.000

The Chi-Square Goodness-of-Fit test with several measurements is used to measure the feasibility of a regression.

The overall model is assessed by comparing the value between -2 Log Likelihood (-2LL) at the beginning (Block Number = 0), where the model only includes constants, with the value of -2 Log Likelihood (-2LL) at the end (Block Number = 1), where the model includes constants and free variables.

**Table 6.** Comparison of values between -2 LL initial and -2 LL final

-2 LL initial (Block Number = 0)	363.072
-2 LL final (Block Number = 1)	336.166

From the iteration history table obtained, the initial value of -2 LL is 363,072 after entering the

three independent variables, the final LL -2 value decreases to 336,166. Decrease in LL -2 values indicates a good regression model or, in other words, the model is hypothesized fit with the data.

Nagelkerke's R Square test is used to show the magnitude of the coefficient value of the logistic regression model determination. The value of the determination coefficient for logit regression can be seen in Table 7.

**Table 7.** Determination coefficient test

Step	-2 Log likelihood	Cox & Snell R Square	Nagelkerke R Square
1	336,166 <sup>a</sup>	.098	.130

Note: a – Decrease in LL -2 values indicates a good regression model.

Nagelkerke's R square coefficient in the summary table is a modification of the Chi-Square and Snell R Square coefficient so that the maximum value can reach one and has a range of values between 0 and 1, the same as the determination coefficient R<sup>2</sup> in multiple regression. In Table 8, the summary model gives a statistical value of 0.13. This shows that the independent variables used in this study could explain 13 percent of the dependent variable, while the remaining 87 percent is explained by other variables outside the research model. This is because there are still other factors affecting the implementation of the Internet Financial Reporting by Indonesia' Local Government that are not included in this study.

The Hosmer and Lemeshow test is used to evaluate the overall feasibility of a logistic regression model. If the significance value (sig.) produces at SPSS output > 0.05, then the binary logistic regression model is appropriate, or, in other words, H<sub>0</sub> is accepted. However, if the significance value (sig.) produces at the SPSS output < 0.05, then the binary logistic regression model is incorrect, or H<sub>1</sub> is accepted. Table 8 shows the results of the Hosmer and Lemeshow test.

**Table 8.** Hosmer and Lemeshow's test results

Step	Chi-square	df	Sig.
1	12.714	8	.122

Table 8 shows that the significance value of this study is 0.122. Based on these results, it can be concluded that the model can explain empirical

data, since the significance value exceeds 0.05. In other words,  $H_0$  is accepted, that is, a binary logistic regression model can be accepted as it is in accordance with the observational data.

Classification table is used to see how well the prediction of the research model is used in this study. For a perfect model, the overall percentage will be 100 percent. The predictive power of the regression model to forecast the like lihood of the dependent variable is expressed in percent. Table 9 shows that the overall percentage that correctly predicts the model has a good enough value of 61.5 percent.

**Table 9.** Model accuracy test results

Observed		Predicted		
		IFLGR		Correct percentage
		0	1	
Step 1	IFLGR = 0	98	36	73.1
	IFLGR = 1	65	63	49.2
	Overall percentage	-	-	61.5

Table 9 shows that the predictive power of the regression model in predicting the likelihood of a local governments implementing IFLGR is 49.2 percent. This shows that using the regression model, there are 63 local governments predicted to implement IFLGR out of selected 262 local governments. The predictive power of the regression model in forecasting the likelihood of local governments that did not implement IFLGR is 73.1 percent. This means that with the regression model, there are 98 local governments predicted to unimplement IFLGR.

Table 10 shows the results of testing with logistic regression of the Regional Original Income error level ( $\alpha$ ) = 5 percent.

The logistic regression test results produce the following model:

**Table 10.** Variables in regression equations generated

		B	S.E.	Wald	df	Sig.	Exp(B)
Step 1 <sup>a</sup>	LN_SIZE	.545	.264	4.254	1	.039	1.725
	DOPI(1)	-.570	.559	1.039	1	.308	.566
	RKKD	5.440	2.199	6.121	1	.013	230.388
	Constant	-16.094	7.449	4.669	1	.031	.000

Note: a – Variable(s) entered on step 1: LN\_SIZE, DOPI, RKKD.

$$\begin{aligned} \ln(IFLGR / 1 - IFLGR) = & -16.094 + \\ & + 0.545(\ln\_Size) - 0.570(DOPI) + \\ & + 5.440(RKKD) + \mu. \end{aligned}$$

Based on the regression equation, a constant value of -16.094 shows a negative effect, which means that if the LnSIZE variable, Audit Opinion, and the Regional Financial Independence Ratio are 0, then the IFLGR variable will have a fixed value of -16.094. The partial regression test results of each independent variable in the study are as follows.

To analyze the first hypothesis, which should know the partial effect of the Local Government Size on the Implementation of the Internet Financial Local Government Reporting in Indonesia, the following hypotheses are formulated:

$H_01$ : The Local Government Size variable does not have a significant positive effect on the Implementation of Internet Financial Local Government Reporting in Indonesia.

$H_11$ : The Local Government Size variable has a significant positive effect on the Implementation of Internet Financial Local Government Reporting in Indonesia.

Based on Table 10, it can be seen that the significant probability value for the size of the Regional Government is 0.039. This value is below the probability value  $\alpha$  = 5 percent. Thus, it can be concluded that  $H_11$  was accepted and  $H_01$  was rejected, which means that the size of the Local Government has a significant effect on the Implementation of Internet Financial Local Government Reporting in Indonesia. The variable coefficient of the Local Government Size is 0.545, which means that each one-unit increase will result in an increase in the level of Implementation of the Internet Financial Local Government Reporting by 0.545 units.

To analyze the second hypothesis and to find out a partial effect of the Audit Opinion on the Internet Financial Local Government Reporting Implementation in Indonesia, the following hypotheses are formulated:

$H_{02}$ : *The Audit Opinion variable does not have a significant positive effect on the Internet Financial Local Government Reporting Implementation in Indonesia.*

$H_{12}$ : *The Audit Opinion variable has a significant positive effect on the Internet Financial Local Government Reporting Implementation in Indonesia.*

Table 10 shows that the significant probability value for the audit opinion is 0.308. This value is above the probability value  $\alpha = 5$  percent. Then, it can be concluded that  $H_{12}$  is rejected and  $H_{02}$  is accepted, which means that audit opinion does not affect the Implementation of Internet Financial Local Government Reporting in Indonesia. The variable coefficient of the Regional Government Size is  $-0.570$ , which means that every increase of one unit will result in a decrease in the level of the Internet Financial Local Government Reporting Implementation by 0.570 units.

To analyze the third hypothesis, which should know the partial influence of the Local Financial Independence Ratio on the Implementation of Internet Financial Local Government Reporting in Indonesia, the hypotheses to be tested are formulated as follows:

$H_{03}$ : *The Local Financial Independence Ratio variable does not have a significant positive effect on the Implementation of Internet Financial Local Government Reporting in Indonesia.*

$H_{13}$ : *The Local Financial Independence Ratio variable has a significant positive effect on the Implementation of Internet Financial Local Government Reporting in Indonesia.*

Based on Table 10, it can be seen that the significant probability value for the Local Financial Independence Ratio is 0.013. This value is below the probability value  $\alpha = 5$  percent. Thus, it can

be concluded that  $H_{13}$  is accepted and  $H_{03}$  is rejected, which means that the Local Financial Independence Ratio has a significant positive effect on the Implementation of Internet Financial Local Government Reporting in Indonesia. The variable coefficient of Local Financial Independence Ratio is 5.440, which means that each increase of one unit will result in an increase in the level of Implementation of Internet Financial Local Government Reporting by 5.440 units.

## 4. DISCUSSION

### 4.1. The effect of the local government size on the Internet financial reporting implementation

The greater the total assets owned by local governments, the greater the resources that are allocated by local governments for developing their sites. Styles and Tennyson (2007) state that the higher the level of the local government wealth, the higher the monitoring by the community, and the higher the demand for information provided on the website to measure the local government performance. Greater community demands for the performance transparency implementation, especially financial performance by the local government, force large-scale local governments bear higher supervision costs to meet the transparency demands from the public. In addition, large-scale local governments need more financial information that must be reported to minimize information asymmetry between public and government. This leads to the fact that large local governments have to bear high reporting costs.

The results of this study are in line with the Stakeholder Theory, which states that the more powerful the stakeholders (the community), the greater the government's adaptation efforts, so that it will later receive full support from the community. The critical attitude held by the public towards the management of government finances has an impact on the government's increasingly large efforts to improve transparency by utilizing cost effective reporting media as its financial reporting media.



#### 4.2. The effect of the audit opinion on the Internet financial reporting implementation

Fair audit opinion obtained by local governments does not necessarily encourage the local governments to implement internet financial local government reporting on each of their official websites. The reasonable audit opinion obtained by the local government cannot prove with certainty that the local government has carried out good financial management. A non-fair opinion received by the local government does not mean that the credibility and accountability of the local government are bad.

In addition, changing public perception about audit opinions has resulted in audit opinions not directly influencing local governments to publish financial reports via the Internet on the official websites of each local government. Changes in public perceptions about the audit opinion occurred due to the rise of cases of local governments that intentionally made a bribe to get a fair audit opinion from the Audit Board. The number of cases shows the public that a fair audit opinion is not a guarantee that the local government is free from corruption. Fairness does not mean the truth of a transaction. The purpose of the audit conducted by the Audit Board is to detect whether there is fraud in recording, whether it is in accordance with Financial Accounting Standards, and not based on the amount or nominal of the financial data. Thus, opinions on financial statements are not based on whether certain entities have irregularities or not in financial management ([www.bpk.go.id](http://www.bpk.go.id)). Based on the results of this study, it is natural that the audit opinion obtained by the government does not have a significant positive effect on

the implementation of the Internet Financial Local Government Reporting in Indonesia. This study is not in line with Junaidi and Hartono (2010) and Sutopo et al. (2017).

#### 4.3. The effect of the local financial independence ratio on the Internet financial reporting implementation

The higher ratio of local financial independence indicates the better performance and financial management of the local government. Local governments with a high level of the independence ratio will strive to show their stakeholders that they have good performance that encourages local governments to publish their financial reports on the internet. According to the results of this study, the size of the local financial independence ratio represented by a comparison of values with the total local government revenue has a significant positive effect on the implementation of internet financial local government reporting in Indonesia.

The results of the study are in line with the signaling theory, which explains how signals of agents' success or failure are conveyed to the principal. The good financial performance of the government reflected in a high level of the independence ratio will provide good news, which is a positive signal for parties outside the government, such as the public. Local governments with good quality management tend not to restrict access to information and prefer to disclose more information and use systems that can improve the quality of local governments by providing financial information on their official websites.

---

## CONCLUSION

Thus, it is hoped that the local government can adopt the most effective and efficient reporting method. The internet is considered as the most effective and efficient reporting medium in terms of cost and time, so that it can provide a feedback value for the local government itself. By developing mass media on local government performance, which relates to the design and optimization of websites owned by each local government, transparency demands for the public or community can also be met. The implications of the results of this study for large-scale local governments are as follows – they will be able to develop their sites as reporting media, since they are considered more efficient and effective when viewed in terms of cost and time compared to traditional media, so that all resources allocated by local

governments to develop regional sites into media in performance reporting provide benefits for local government, can reduce information asymmetry and meet the transparency demands from the public. Audit opinion does not affect the implementation of the internet financial local government reporting in Indonesia. This is due to changes in public perception of the quality of audit opinions provided by Audit Board (BPK). A local government that receives a reasonable audit opinion cannot prove with certainty that the local government has performed good financial management, while a local government that receives a non-fair audit opinion does not necessarily indicate poor financial management of local government. A higher level of regional financial independence indicates that local government performance is also improving, so local governments with the high regional financial independence ratio will tend to demonstrate to stakeholders that they are interested in publishing their financial statements on the Internet.

## AUTHOR CONTRIBUTIONS

Conceptualization: Gede Adi Yuniarta.

Data curation: Gede Adi Yuniarta.

Formal analysis: Gede Adi Yuniarta.

Funding acquisition: Gede Adi Yuniarta.

Investigation: Gede Adi Yuniarta.

Methodology: Gede Adi Yuniarta.

Project administration: I Gusti Ayu Purnamawati.

Resources: I Gusti Ayu Purnamawati.

Software: Gede Adi Yuniarta.

Supervision: Gede Adi Yuniarta.

Validation: I Gusti Ayu Purnamawati.

Visualization: I Gusti Ayu Purnamawati.

Writing – original draft: Gede Adi Yuniarta, I Gusti Ayu Purnamawati.

Writing – review & editing: Gede Adi Yuniarta, I Gusti Ayu Purnamawati.

## REFERENCES

1. Acemoglu, D., Johnson, S., & Robinson, J. A. (2002). Reversal of Fortune: Geography and Institutions in the Making of the Modern World Income Distribution. *The Quarterly Journal of Economics*, 117(4), 231-1294. Retrieved from <https://www.jstor.org/stable/4132478>
2. Adiputra, I. M. P., Utama, S., & Rossieta, H. (2018). Transparency of Local Government in Indonesia. *Asian Journal of Accounting Research*, 3(1), 123-138. <https://doi.org/10.1108/AJAR-07-2018-0019>
3. Adriana, A., & Ritonga, I. T. (2018). Analysis of Local Financial Management Transparency Based on Websites on Local Government in Java. *Jurnal Dinamika Akuntansi*, 10(1), 13-26. <https://doi.org/10.15294/jda.v10i1.12558>
4. Akrom, J., & Firmansyah, A. (2017). The Moderating Effect of Audit Opinion on The Local Government Financial Performances and The Disclosure Compliance of Financial Information. *AFEBI Accounting Review*, 2(2), 68-82. Retrieved from <http://journal.afebi.org/index.php/aar/article/view/98>
5. Annisa, R., & Murtini, H. (2018). The Determinant of Regional Financial Information Transparency on the Official Website of Local Government. *Accounting Analysis Journal*, 7(1), 43-51. Retrieved from <https://journal.unnes.ac.id/sju/index.php/aaaj/article/view/18213>
6. Aronmwan, E. J., & Asiriwuwa, O. (2018). Online Financial Disclosures in the Nigerian Public Sector. *Journal of Perspectives on Financing and Regional Development*, 5(4), 257-270. <https://doi.org/10.22437/ppd.v5i4.5031>
7. Bertot, J. C., Jaeger, P. T., & Grimes, J. M. (2010). Using ICTS to Create a Culture of Transparency: E-Government and Social Media as Openness and Anti-Corruption Tools for Societies. *Government Information Quarterly*, 27(3), 264-271. <https://doi.org/10.1016/j.giq.2010.03.001>
8. Chatterji, T. (2018). Digital Urbanism in a Transitional Economy – A Review of India's Municipal E-Governance Policy. *Journal of Asian Public Policy*, 11(3), 1-16. <https://doi.org/10.1080/17516234.2017.1332458>
9. Christiaens, J. (2002). Financial Accounting Reform in Flemish

- Municipalities: An Empirical Investigation. *Financial Accountability and Management*, 15(1), 21-40. <https://doi.org/10.1111/1468-0408.00072>
10. Craven, B. M., & Marston, C. L. (1999). Financial Reporting on the Internet by Leading UK Companies. *European Accounting Review*, 8(2), 321-333. <https://doi.org/10.1080/096381899336069>
  11. Del Sol, D. A. (2013). The Institutional, Economic and Social Determinants of Local Government Transparency. *Journal of Economic Policy Reform*, 16(1), 90-107. <https://doi.org/10.1080/17487870.2012.759422>
  12. Dewata, E., Jauhari, H., Aprianti, S., & Hijria, E. N. (2018). The Effects of Local Government Characteristics and Audit Opinion on the Performance of District and City Governments in Indonesia. *Jurnal Dinamika Akuntansi Dan Bisnis*, 5(2), 151-162. <https://doi.org/10.24815/jdab.v5i2.9057>
  13. Ellis, C. J., & Fender, J. (2006). Corruption and Transparency in a Growth Model. *International Tax and Public Finance*, 13(2), 115-149. <https://doi.org/10.1007/s10797-006-1664-z>
  14. Fadah, I., Kurniawati, A., & Titisari, P. (2017). Transparency and Accountability of Local Government by Internet Financial Reporting in Ex Besuki Residency. *Accounting and Finance Review*, 2(1), 31-37. Retrieved from [https://www.academia.edu/34136188/Transparency\\_and\\_Accountability\\_of\\_Local\\_Government\\_by\\_Internet\\_Financial\\_Reporting\\_in\\_Ex\\_Besuki\\_Residency](https://www.academia.edu/34136188/Transparency_and_Accountability_of_Local_Government_by_Internet_Financial_Reporting_in_Ex_Besuki_Residency)
  15. Guillamón, M.-D., Bastida, F., & Benito, B. (2011). The Determinants of Local Government's Financial Transparency. *Local Government Studies*, 37(4), 391-406. <https://doi.org/10.1080/03003930.2011.588704>
  16. Jimoh, J., & Okoye, A. F. (2016). Voluntary Internet Financial Reporting in the Nigerian Public Sector. *Igbinedion University Journal of Accounting*, 2, 40-61. Retrieved from <https://www.iuokada.edu.ng/publication/wp-content/uploads/2019/02/JIMOH-Jafaru-OKOYE-A.-Francis-VOLUNTARY-INTERNET-FINANCIAL-REPORTING-IN-THE-NIGERIAN-PUBLIC-SECTOR.pdf>
  17. Johnsen, Å., Oulasvirta, L., Meklin, P., & Vakkuri, J. (2001). Performance Auditing in Local Government: An Exploratory Study of Perceived Efficiency of Municipal Value for Money Auditing in Finland and Norway. *European Accounting Review*, 10(3), 583-599. <https://doi.org/10.1080/09638180126803>
  18. Jun, K.-N., Wang, F., & Wang, D. (2014). E-government Use and Perceived Government Transparency and Service Capacity: Evidence from a Chinese Local Government. *Public Performance & Management Review*, 38(1), 125-151. Retrieved from <https://www.tandfonline.com/doi/abs/10.2753/PMR1530-9576380106>
  19. Junaidi, & Hartono, J. (2010). Non-Financial Factors in the Going-Concern Opinion. *Journal of Indonesian Economy and Business*, 25(3), 369-378. Retrieved from <https://journal.ugm.ac.id/jieb/article/view/6290>
  20. Kaufmann, D., & Kraay, A. (2002). *Growth Without Governance* (Policy Research Working Paper No. 2928). World Bank, Washington, DC. Retrieved from <https://openknowledge.worldbank.org/handle/10986/19206>
  21. Laswad, F., Fisher, R., & Oyelere, P. (2005). Determinants of Voluntary Internet Financial Reporting by Local Government Authorities. *Journal of Accounting and Public Policy*, 24(2), 101-121. <https://doi.org/10.1016/j.jaccpub-pol.2004.12.006>
  22. Lourenço, R. P. (2013). *Open Government Portals Assessment: A Transparency for Accountability Perspective*. Portugal. Retrieved from <https://hal.inria.fr/hal-01490923/document>
  23. Martani, D., Fitriyari, D., & Annisa. (2014). Financial and Performance Transparency on the Local Government Website in Indonesia. *Journal of Theoretical and Applied Information Technology*, 60(3), 504-516. Retrieved from <http://www.jatit.org/volumes/Vol60No3/6Vol60No3.pdf>
  24. Ministry of Home Affairs of the Republic of Indonesia (Kemdagri RI). (n.d.). Official website. Retrieved from [www.kemendagri.go.id](http://www.kemendagri.go.id)
  25. Nosihana, A., & Yaya, R. (2016). Internet Financial Reporting dan Faktor-Faktor yang Mempengaruhinya Pada Pemerintah Kota dan Kabupaten di Indonesia. *Journal of Accounting and Business Dynamics*, 3(2), 87-101. Retrieved from <http://repository.ums.ac.id/bitstream/handle/123456789/13031/2016%20-%20Nosihana%20dan%20Yaya%20-%20JDAB%20-%20Internet%20Financial%20Reporting.pdf?sequence=1&isAllowed=y>
  26. Pamungkas, B., Ibtida, R., & Avrian, C. (2018). Factors Influencing Audit Opinion of the Indonesian Municipal Governments' Financial Statements. *Cogent Business & Management*, 5(1), 1-18. <http://dx.doi.org/10.1080/23311975.2018.1540256>
  27. Perez, M. del C. C., Bolivar, M. P. R., & Hernandez, A. M. L. (2014). The Determinants of Government Financial Reports Online. *Transylvanian Review of Administrative Sciences*, 42, 5-31. Retrieved from <https://www.rtsa.ro/tras/index.php/tras/article/view/15>
  28. Pina, V., Torres, L., & Royo, S. (2010). Is E-Government Leading to More Accountable and Transparent Local Governments? An Overall View. *Financial Accountability & Management*, 26(1), 3-20. <https://doi.org/10.1111/j.1468-0408.2009.00488.x>
  29. Puspita, R., & Martani, D. (2013). Analisis Pengaruh Kinerja dan Karakteristik Pemda Terhadap Tingkat Pengungkapan dan Kualitas Informasi Dalam Website

- Pemda. *Journal of Chemical Information and Modeling*, 53(9), 1689-1699. Retrieved from <https://www.educipta.com/wp-content/uploads/2014/10/Analisis-Pengaruh-Kinerja-dan-Karakteristik-Pemda-terhadap-Tingkat-Pengungkapan-Kualitas-Informasi-dalam-Website-Pemda.pdf>
30. Sargiacomo, M., & Gomes, D. (2011). Accounting and Accountability in Local Government: Contributions from Accounting History Research. *Accounting History*, 16(3), 253-290. <https://doi.org/10.1177/1032373211407043>
  31. Schick, A. (2003). The Performing State: Reflection on an Idea Whose Time Has Come but Whose Implementation Has Not. *OECD Journal on Budgeting*, 3(2), 71-103. Retrieved from <https://www.oecd.org/gov/budgeting/39168822.pdf>
  32. Sharman, J. C., & Chaikin, D. (2009). Corruption and Anti-Money-Laundering Systems: Putting a Luxury Good to Work. *Governance: An International Journal of Policy, Administration, and Institutions*, 22(1), 27-45. <https://doi.org/10.1111/j.1468-0491.2008.01420.x>
  33. Stephen, O. A., Bisi, O., Fo, I., & Charles, A. K. (2017). E-Governance and Public Sector Financial Disclosures: Analysis of Government Agencies in Nigeria. *Journal of Internet Banking and Commerce*, 24(3). Retrieved from <https://www.semanticscholar.org/paper/E-Governance-and-Public-Sector-Financial-Analysis-OjekaStephen-Bisi/d70284ad71f44610a41d27b6fa574aa-1dae26773>
  34. Styles, A. K., & Tennyson, M. (2007). The Accessibility of Financial Reporting of U.S. Municipalities on the Internet. *Journal of Public Budgeting, Accounting & Financial Management*, 19(1), 56-92. <https://doi.org/10.1108/JPBAFM-19-01-2007-B003>
  35. Sutopo, B., Wulandari, T. R., Adiati, A. K., & Saputra, D. A. (2017). E-Government, Audit Opinion, and Performance of Local Government Administration in Indonesia. *Australasian Accounting, Business and Finance Journal*, 11(4), 6-22. <http://dx.doi.org/10.14453/aabfj.v11i4.2>
  36. Suwanda, D. (2015). Factors Affecting Quality of Local Government Financial Statements to Get Unqualified Opinion (WTP) of Audit Board of the Republic of Indonesia (BPK). *Research Journal of Finance and Accounting*, 6(4), 139-157. Retrieved from <https://www.iiste.org/Journals/index.php/RJFA/article/view/19978/20506>
  37. The Audit Board of the Republic of Indonesia (BPK RI). (n.d.). Official website. Retrieved from <https://www.bpk.go.id//home/index/en>
  38. Waheduzzaman, W. (2019). Challenges in Transitioning from New Public Management to New Public Governance in a Developing Country Context. *International Journal of Public Sector Management*, 32(7), 689-705. <https://doi.org/10.1108/IJPSM-02-2019-0057>
  39. Warsidi, Rizkiyaningsih, W., Rusmana, O., & Sukirman. (2017). Determinants of Internet Financial Reporting in Indonesian Local Governments. *Soedirman Accounting Review*, 2(1), 101-113. <https://doi.org/10.20884/1.sar.2017.2.1.409>
  40. Wiwoho, L. H. (2014). *Tren Korupsi Naik Lagi*. Kompas. Retrieved from <https://nasional.kompas.com/read/2014/08/18/10085091/Tren.Korupsi.Naik.Lagi?page=all>
  41. Yusuf, J.-E., & Jordan, M. M. (2015). Popular Financial Reports: Tools for Transparency, Accountability and Citizen Engagement. *Journal of Government Financial Management*, 64(1), 12-17. Retrieved from [https://digitalcommons.odu.edu/publicservice\\_pubs/14/](https://digitalcommons.odu.edu/publicservice_pubs/14/)