




# “The role of social media marketing (SMM) in building frozen food brand loyalty”

## AUTHORS

Yokie Radnan Kristiyono   
Hendrawan Supratikno  
Evo Sampetua Hariandja   


## ARTICLE INFO

Yokie Radnan Kristiyono, Hendrawan Supratikno and Evo Sampetua Hariandja (2023). The role of social media marketing (SMM) in building frozen food brand loyalty. *Innovative Marketing*, 19(4), 173-186. doi:[10.21511/im.19\(4\).2023.14](https://doi.org/10.21511/im.19(4).2023.14)

## DOI

[http://dx.doi.org/10.21511/im.19\(4\).2023.14](http://dx.doi.org/10.21511/im.19(4).2023.14)

## RELEASED ON

Monday, 27 November 2023

## RECEIVED ON

Friday, 19 May 2023

## ACCEPTED ON

Monday, 06 November 2023

## LICENSE



This work is licensed under a [Creative Commons Attribution 4.0 International License](https://creativecommons.org/licenses/by/4.0/)

## JOURNAL

"Innovative Marketing "

## ISSN PRINT

1814-2427

## ISSN ONLINE

1816-6326

## PUBLISHER

LLC “Consulting Publishing Company “Business Perspectives”

## FOUNDER

LLC “Consulting Publishing Company “Business Perspectives”



NUMBER OF REFERENCES

70



NUMBER OF FIGURES

1



NUMBER OF TABLES

8

© The author(s) 2023. This publication is an open access article.



## BUSINESS PERSPECTIVES



LLC "CPC "Business Perspectives"  
Hryhorii Skovoroda lane, 10,  
Sumy, 40022, Ukraine  
[www.businessperspectives.org](http://www.businessperspectives.org)

**Received on:** 19<sup>th</sup> of May, 2023

**Accepted on:** 6<sup>th</sup> of November, 2023

**Published on:** 27<sup>th</sup> of November, 2023

© Yokie Radnan Kristiyono,  
Hendrawan Supratikno, Evo Sampetua  
Hariandja, 2023

Yokie Radnan Kristiyono, Doctoral  
Student, Faculty of Economics and  
Business, Department of Management,  
Universitas Pelita Harapan [Pelita  
Harapan University], Indonesia.

Hendrawan Supratikno, Dr., Professor,  
Faculty of Economics and Business,  
Department of Management,  
Universitas Pelita Harapan [Pelita  
Harapan University], Indonesia.

Evo Sampetua Hariandja, Dr., Associate  
Professor, Faculty of Economics and  
Business, Department of Management,  
Universitas Pelita Harapan [Pelita  
Harapan University], Indonesia.  
(Corresponding author)



This is an Open Access article,  
distributed under the terms of the  
[Creative Commons Attribution 4.0  
International license](https://creativecommons.org/licenses/by/4.0/), which permits  
unrestricted re-use, distribution, and  
reproduction in any medium, provided  
the original work is properly cited.

### Conflict of interest statement:

Author(s) reported no conflict of interest

Yokie Radnan Kristiyono (Indonesia), Hendrawan Supratikno (Indonesia),  
Evo Sampetua Hariandja (Indonesia)

# THE ROLE OF SOCIAL MEDIA MARKETING (SMM) IN BUILDING FROZEN FOOD BRAND LOYALTY

## Abstract

Social media platforms help businesses connect, communicate, and access information, boosting brand loyalty and awareness. This study aims to determine the relationship between social media marketing, brand engagement, and brand trust toward customer experience and brand loyalty. The focus is on the importance of the role of social media marketing for frozen food brands. The paper uses a descriptive research design and a quantitative approach where data were collected by distributing online questionnaires among frozen food consumers through Google Forms. The selected 250 respondents were located in big cities in Indonesia, such as Jakarta, Bogor, Depok, Tangerang, and Bandung. The data were processed using SmartPLS v.4.0.0 to examine the results of the outer and inner models. The results show that social media marketing has a significant effect on brand trust. In addition, brand engagement has a significant effect on customer experience. Then, social media marketing has an insignificant effect on brand engagement. Brand trust has an insignificant effect on customer experience. Next, the customer experience has an insignificant impact on brand loyalty. In addition, a frozen food company's social media advertising might not be able to reach its intended audience, which leads to little engagement. To preserve consistency and transparency, a brand should maintain open communication, a customer-centric strategy, and customer engagement through messaging, dialogues, and user-generated content.

## Keywords

brand engagement, content, experience, frozen food,  
Indonesia, loyalty, social media, trust

## JEL Classification

M31, M37, M39

## INTRODUCTION

The domain of communication technology has encountered a swift development in Indonesia from 2016 to 2020. This evolution is primarily attributed to the extensive implementation of digital technology and internet services. The quick advancement of information and communication technology (ICT), particularly in the telecommunications industry, clearly demonstrates Indonesia's progress. According to Kemp (2021), 73.7% of the total population in Indonesia uses the internet. The swift advancement of ICT has resulted in impressive transformations in diverse areas, such as marketing.

Social media has grown as a platform for interaction, communication, and information access. Indonesia, a developing nation, has embraced ICTs as a platform to establish direct relationships with various parties from various populations in various places, particularly within Indonesia. Active social media users are 61.8%, equivalent to 170 million of the total population in Indonesia. Instagram is a highly effective digital marketing platform due to its robust features that support businesses. These features include Instagram Feed, Instagram Ads, Instagram Live, Instagram Stories, Instagram Shopping, and Instagram Guide, all of which can be used for digital marketing (Kemp, 2021).

Social media portals inform customers about brands, encouraging them to do the same and helping the business become more well-known. Once consumers are aware of a particular brand, they will positively affect how people perceive its level of quality. People are inclined to procure a product and stick with a brand when they perceive it to be high caliber. Companies may invest in brand awareness to get the best results if they wish to develop new products or enter a market because it is thought to positively affect brand loyalty.

Providing comprehensive information through social media channels facilitates consumer recognition, selection, and purchase of products per their individual requirements. Conversely, inadequate or overly intricate information communicated through these platforms results in reduced consumer interest and heightened uncertainty in the purchasing process. For frozen food products featuring diverse product lines, social media must serve as a reference for consumers by offering accessible, detailed, and clear descriptions through videos, photos, and written content (Vermeir & Verbeke, 2006).

---

## 1. LITERATURE REVIEW AND HYPOTHESES

Frozen food is gaining popularity due to its convenience, ease of preparation, and lack of impact on taste and flavor (Dabadi & Gurung, 2020). The consumption of frozen seafood at the national level has attained 3.9 million tons. In comparison, frozen poultry has reached 1.9 million tons, meat 500,000 tons, processed dairy products 1.2 million tons, and fruits and vegetables 2.4 million tons. It is anticipated that there will be an increase in national consumption to 13.24 million tons by 2023 due to the Covid-19 outbreak, with fish consumption accounting for 45%, chicken for 22%, meat for 8%, processed dairy products, and fruits and vegetables having their own respective share (Asosiasi Rantai Pendingin Indonesia, 2019). This increase is attributed to public awareness of food supplies and restrictions on malls and traditional market operations to prevent outbreaks. Hence, frozen food is the primary food chosen by customers as a new trending product in this era. Business operators must market their products to become more known to potential consumers. With the development of technology, the marketing trend has shifted to digital marketing. The presence of digital marketing trends also affects many companies that already have social media accounts. Digital marketing leverages the function of social media, known as social media marketing. Social media platforms now provide ease in sharing information and facilitate communication. Social media presence provides an original way for companies to correspond with consumers, thus creating good opportunities (Kapoor et al., 2018).

Social media usage is crucial in the food industry because it enables businesses to reach a vast audience and share their brand message (Vasquez-Reyes et al., 2023). Companies should manage their social media presence carefully, especially when communicating marketing messages on social media. Social media marketing is carried out to initiate memory, awareness, action, and accession for a product, brand, person, business, or other entity by seeking the use of tactics from the social web such as blogging, microblogging, social networking, social bookmarking, and content sharing directly or indirectly (Rehman et al., 2022). Social media marketing uses a business's website, service, or product to conduct marketing through online media channels. Utilizing a vast community network to facilitate communication among individuals is a key feature of this approach, fostering interactivity and encouraging engagement.

Furthermore, integrating a broad community network to improve communication and foster involvement is a critical component of this tactic, which possesses significant potential in successfully advertising a business's goods and services. Social media marketing uses a cultural context that includes the virtual world of a social community, social opinion-sharing sites, social networks, and social news to find the purpose of communication (Tuten & Solomon, 2018). Social media marketing enables the diffusion of interaction, information, and content sharing (Chang et al., 2015). Consumer reactions to a brand may originate from attitudinal responses, encompassing their level of satisfaction and perception, or from their behavioral responses, including purchase in-

tention, word-of-mouth, and loyalty (Kim & Ko, 2012). As such, social media marketing establishes memory, awareness, action, and recognition for a given product, brand, or business by utilizing tools such as microblogging, blogging, and content sharing. Furthermore, it disseminates services via online media channels and employs cultural contexts, such as virtual communities and news, to facilitate communication and interaction.

Social media marketing initiatives could be identified as a highly efficacious marketing communication strategy that endeavors to capture consumer perceptions and comprehension of social media marketing activities with 5 dimensions, specifically entertainment, interaction, trendiness, customization, and word-of-mouth (Chen & Lin, 2019; Kim & Ko, 2012; Yadav & Rahman, 2018; Gautam & Sharma, 2017; Godey et al., 2016; Habibi et al., 2014).

The construct of entertainment concerns the self-indulgent facet and the contentment gained with social media. In social media, entertainment is an alluring feature that appeals to consumers due to the joy and gratification they derive from the content (Kim & Ko, 2012). The interaction phenomenon on social media platforms is characterized by the users' contribution to a brand's information sharing and exchange with others. This participatory aspect of social media facilitates partnership and content sharing, including information, videos, and photographs (Hennig-Thurau et al., 2010). Trendiness, on the other hand, pertains to the novelty and timeliness of information provided via social media. The dissemination of the newest and most explicit information determines the trendiness of frozen food. Given the increasing vogue of social media, customers need to prompt the passage to brand information, which often plays a crucial role in their purchase decisions (Yadav & Rahman, 2017). Customization, meanwhile, is gauged based on a brand's ability to meet diverse customer preferences and necessities (Seo & Park, 2018). Lastly, word-of-mouth pertains to constrained consumer communication that involves exchanging opinions and suggestions and helps alleviate consumer anxiety and concerns (Verma & Yadav, 2021; Seo & Park, 2018).

The efficacy level of social media is evidenced in a company's overall performance, and it ampli-

fies its competitiveness (Chan & Guillet, 2011). Evaluating the return on a company's social media endeavors is arduous. Nevertheless, consumer behavior can gauge its effectiveness (Park & Kim, 2013). Relational marketing pertains to social media, emphasizing connections between companies and consumers and generating value (Knoblich et al., 2017). In this regard, the framework proffers suggestions on social media marketing perceived as a messaging tool employed to encourage consumer behavior and brand value. In traditional marketing, companies associate consumers with brands and stimulate perception by utilizing communication tools. With social media, companies can enhance their brand image, heighten awareness, and reach new customers (Godey et al., 2016). The diversification of social media marketing activities is presupposed to exert a significant influence on the various components of consumer-based brand equity (Pham & Gammoh, 2016), as well as being buttressed by the impact of social media marketing on consumer equities (Godey et al., 2016; Kim & Ko, 2012; Seo & Park, 2018; Trivedi & Yadav, 2018). Social media marketing is broadly viewed as an instrument for effectively establishing a correlation with consumers (Choi et al., 2016). Interaction promotes the creation of consumer confidence and eliminates the uncertainty that obstructs consumers from engaging with a brand and conducting transactions online (Perera, 2021; Chahal & Rani, 2017). Therefore, consumers consider social media a credible source of information and a platform for digital marketing.

Brand loyalty is a steadfast commitment to consistently repurchase a product or service in the future, resulting in recurrent brand purchases. Despite the possibility of changing, one's behavior is influenced by environmental factors, marketing efforts, and other factors. Consumers opt for brand loyalty when purchasing a brand over other brands in a product category (Lee et al., 2019). Brand loyalty encompasses the likelihood of consumers switching to another trademark, mainly when there are changes in the material used or the price of the product. Augmented brand loyalty also reduces indications of susceptibility among consumer groups to switch to competitors' products (Aaker, 2009). Companies can reduce marketing financing, attract new consumers, increase trade, and respond to threats from competitors by leverag-

ing brand loyalty (Marliawati & Cahyaningdyah, 2020). Consequently, brand loyalty is influenced by the accumulated results over time regarding consumer satisfaction with the brand.

Brand loyalty is an aspect that is influenced by the perception of a product's quality and can be established by creating innovative products that are comparable or superior to competing products at lower or optimal prices (Wardhana & Yulia, 2021). Additionally, brand loyalty can serve as a benchmark for both consumer loyalty and dependence on a brand, with loyalty serving as a fundamental component of the product mix as a marketing center (Gabrielli et al., 2013). Consequently, loyalty attitudes are crucial in the underlying factors that drive repeat purchases (Tatar & Eren-Erdogmus, 2016). From two viewpoints, brand loyalty is described as an unwavering obligation to future brand repurchase, irrespective of circumstances (Chaudhuri & Holbrook, 2001). Based on this elucidation, attitudinal loyalty cultivates a positive impact on the relative brand value, while consumer loyalty cultivates to contribute to a high market share.

The concept of brand trust refers to the inclination of the average customer to rely on a brand's ability and expect its reliability. It encompasses customers' comfort while using a brand to fulfill their needs and wants (Delgado-Ballester & Luis Munuera-Alemán, 2001). Companies strive to create products that give customers trust, reliability, and safety, meeting their desired capabilities (Chaudhuri & Holbrook, 2001). Trust refers to implicit beliefs prohibiting individuals from taking advantage of situations, particularly with absent rules. This underscores the significance of trust in other individuals within virtual communities (Ridings et al., 2002). In the online context, individual trust has been studied concerning social media platforms. Personality traits and characteristics play a significant role in shaping the perception of an individual's trust, influencing customer behavior and intention. The relationship between social media and user personality concerning trust in a site is crucial. Trust plays a fundamental role in social media, affecting users' behavioral responses, such as their inclination to recommend the platform to others and their intention to use it in the future (Pentina et al., 2013).

Age, gender, and time spent on social media platforms influence customer trust perceptions, which can be measured by the dimensions of integrity, virtue, thoughtfulness, identification, and competence. Perception of integrity varies based on moral and ethical ideologies, along with age, gender, and frequency of social media use (Warner-Soderholm et al., 2018). The brand trust dimension assesses affective trust and relates to an emotional attachment and concern for others' well-being, while cognitive trust focuses on benefits rather than risks. Trust in social media is fostered by interaction orientation more than traditional websites, highlighting its affective nature (Calefato et al., 2015). In conclusion, brand trust is a complex and diverse concept crucial for success in the online business world. Companies can create strategies to establish and uphold customer trust by understanding the elements influencing brand trust on social media platforms.

Communication executed by corporations or conducted by users enhances the rapport with customers and augments brand credibility. The attributes of the cyber sphere constitute one of the elements propelling confidence. Investigative studies on the function of mediation in the correlation between behavioral intentions and social trading characteristics provide validation for the conviction in social commerce beliefs, particularly when engendering an advantageous online environment with respect to reputation, communication, magnitude, transaction security, word-of-mouth referrals, and quality of information (Park & Kim, 2013). As per Khong et al.'s (2013) exploration, it is assumed that one of the constituents of trust in social media platforms is consumer enfranchise or the presence of structural and psychological conditions, through user perceptions of amplifying the capacity to access, disseminate information, and effectuate transactions on social media, consumer enfranchise, and trust in social media platforms. Consumers harbor confidence in community members who subscribe to information, are reactive, and possess personal experiences with other individuals (Ridings et al., 2002).

Brand attachment is evident in consumer behavior, whereby consumers seek to reflect their own personality in every action taken. This psychological process models the mechanisms underlying



the consumer repurchase process (Bowden, 2009). Another definition of brand attachment posits that it is characterized by the intensity of consumer participation and its relationship with the company's offerings or activities, which may be initiated by the company or by consumers themselves (Vivek et al., 2012). Dwivedi (2015) defines brand attachment as a positive consumer attitude toward a brand, reflected in statements demonstrating dedication, enthusiasm, and the ability to assimilate information. Positive consumer behavior is a function of the balance between cognitive, affective, and attitudinal activities in interactions with the brand or in response to consumer input (Hollebeek et al., 2014). Companies can establish attachment with consumers through a hierarchical process encompassing creation, contribution, and consumption (Vale & Fernandes, 2018). Emotionally attached consumers can be motivated to support co-creation processes, as their role is more prominent in the development of products or brands (Hoyer et al., 2010). This is exemplified in the case of smartphone technology, which fosters attachment and loyalty to the product through consumer involvement and interaction (Cowan & Ketron, 2019; Zhang et al., 2014).

Consumer engagement on social media channels is highly pertinent for development beyond mere exchange processes. The employment of this communication platform effectively encourages consumer participation through the built-in two-way interaction process, as indicated by Hollebeek et al. (2014) and Dessart et al. (2015). Zhang et al. (2011) concluded that social consumer attachment can be described as the commitment of group members to continue interacting with one another, a process that is reinforced by the presence of social identity and social capital, which can be accessed through Facebook and Instagram. Additionally, Millen and Patterson (2002) posit that the creation process in the network is facilitated by a conversation facility that stimulates interactivity.

Furthermore, Yang et al. (2016) conducted a study on the definition of brand attachment, which concluded that brand attachment is a manifestation of consumer behavior toward a brand, carried out post-purchase that produces motivational driving factors, which are record-

ed through interactive behavior between brands and consumers. Therefore, brand attachment involves consumers' emotional connection to a brand, leading to repurchases, recommendations, and co-creation activities. Companies can foster attachment by meeting needs, building relationships, and offering interaction opportunities through smartphone technology. In a broader perspective, attachment conditions, specifically consumer brand attachment, entail a reciprocal interplay between consumers and the objects of their attachment, namely companies and brands. Such attachment conditions can be categorized according to distinctive levels of cognitive, emotional, and behavioral activities (Hollebeek, 2011). The forthcoming investigation aligns with prior research and concentrates on consumer attachment within particular contexts, specifically social media marketing activities, and subsequently extends to brand attachment (Gummerus et al., 2012; van Doorn et al., 2010).

According to Carbone and Haeckel (1994), experience quality is a perceptual impression that consumers form when they encounter products, services, and companies. This perception is developed by consolidating information received by the five senses. When consumers accept the offers provided by a company through emotional stimuli, they experience the customer journey before, during, and after making a purchase decision. Holbrook and Hirschman (1982) challenged the conventional information processing paradigm of consumer decision-making, which presupposes the consumer to be entirely rational. The study suggests an experiential approach to consumption that considers symbolic, hedonic, and aesthetic consumption factors from consumers' perspective. Consumer experience can serve as a distinguishing factor in competitive and less regulated markets, and, as such, any marketing strategy ought to encompass consumer experience to cultivate a favorable impression on customers.

According to Pine and Gilmore (1998), contemporary consumers are situated within an experience economy that is markedly advanced compared to previous commodity and service-based economies. The triumph of contemporary marketing is contingent upon the degree to which

it can sell a stage of experience. Consumers, in turn, are exhibiting a growing immunity to messages specifically targeted toward them by companies.

Companies stage an experience when a customer pays to spend time taking in a series of memorable events. Or they engage customers and make a personal, lasting connection with them, which happens across two bipolar constructs: customer participation and connection. According to Schmitt (1999), an essential transformation has occurred in the marketing realm, whereby the traditional emphasis on product benefits and features has given way to a more comprehensive and pleasurable experience. This experience is characterized by a mutually influential relationship between cognitive thoughts and affective emotions. Due to the multidimensional nature of customer experience, multiple interpretations are possible, highlighting the subjectivity that can arise during the process. As a result, consumers' reactions, whether direct or indirect, can be subjective and impact the company.

The aim of this study is to determine the relationship between social media marketing, brand engagement, and brand trust toward customer experience and brand loyalty in frozen food. The advent of social media offers advantageous chances for a business marketing plan in an uncertain business environment and the people in Indonesia with the impetus of technical development and knowledge in influencing the sale of frozen food products.

Referring to the aim of this study and based on the comprehensive literature review, this study posits the following hypotheses:

- H1: Social media marketing has a positive and significant impact on brand trust.*
- H2: Social media marketing has a positive and significant impact on brand engagement.*
- H3: Brand trust has a positive and significant impact on customer experience.*
- H4: Brand engagement has a positive and significant impact on customer experience.*

- H5: Customer experience has a positive and significant impact on brand loyalty.*

## 2. METHODS

A quantitative approach using a questionnaire as a research tool was applied to reach the current study's goal. Purposive sampling is used. To solve the research problem, the population was the Indonesian community who are consumers of frozen food and followers of respective social media accounts located in Jakarta, Bogor, Depok, Tangerang, and Bekasi, which is the epicenter of economic growth and development, so it has a significant chance of influencing consumer purchasing patterns through social media. This study uses an electronic questionnaire distributed via Google Forms for data collection, accessible to respondents via provided links. The data are gathered from 250 respondents.

The questionnaire examines five variables: social media marketing, brand trust, brand engagement, customer experience, and brand loyalty. A measurement interval scale was applied, specifically the Likert scale: 1 means "strongly disagree" and 5 means "strongly agree." This paper evaluates social media marketing with ten items Ebrahim (2020) generated. Nine items were taken from Huang and Guo (2021) and Konuk (2021) to measure brand trust. Nine items were adapted from Khan et al. (2020) and Verma (2021) for brand engagement. In terms of customer experience, nineteen items were taken from Klaus and Maklan (2012). Furthermore, three items of brand loyalty were taken from Ebrahim (2020).

The study employs Smart-PLS version 4.0.0 software to construct a measurement model using rigorous assessment of its reliability and validity. It subsequently scrutinizes the structural model by eliciting significant outcomes on the interrelationships among the constructs. Inferential statistical analysis comprises an inner model as a structural model and an outer model as a measurement model. In addition, statistical analysis utilizing frequencies was utilized to assess the characteristics and overall data descriptions of the sample.

### 3. RESULTS

The data collected from 250 Indonesian citizens revealed that 73.2% of the respondents were female, accounting for 183 participants. The remaining 26.8% were male, comprising 67 participants. Moreover, the survey yielded findings indicating that the demographic cohort of individuals between the ages of 17 and 25 exhibited the most significant proportion of respondents, 164 participants. Based on demographic education level, 104 were in senior high school (42%), 120 were undergraduates (48%), and 26 held graduate degrees (10%). According to the statistics from the questionnaire findings, 250 respondents are followers of frozen food Instagram pages. Table 1 shows the demographic findings.

**Table 1.** Description of the respondents

Category	Information	Amount	Percentage
Gender	Male	67	26.8%
	Female	183	73.2%
Age (years)	17-25	164	65.6%
	26-33	60	24%
	34-41	17	6.8%
	42-50	9	3.6%
	Education Level	Senior high school	104
	Undergraduate	120	48%
	Graduate	26	10%
Domicile	Jakarta	60	24%
	Bogor	40	16%
	Depok	22	9%
	Tangerang	39	16%
	Bekasi	22	9%
	Bandung	67	27%
	Screening Question	Are you a follower of frozen food's Instagram account?	N = 250

The validity test can be formed when the degree of relationship between two sources with different levels responds to the same size; convergent validity measures the relationship between constructs originating from the same phenomenon or event (Sekaran & Bougie, 2016). According to the convergent validity test performed using the loading factor value as displayed in Table 2 and Figure 1, 23 from 49 indicators measuring latent variables are valid. The AVE values serve the purpose of ascertaining the soundness of the pre-convergent test. The heuristic AVE possesses a valuation exceeding the threshold of 0.50 (Sekaran & Bougie, 2016). As demonstrated in Table 3 for AVE, the quintet of variables encompassing social media

marketing activity, brand trust, brand engagement, customer experience, and brand loyalty have been officially affirmed to be valid.

**Table 2.** Outer loadings

Items	Brand Engagement	Brand Loyalty	Brand Trust	Customer Experience	SMM
BE1	0.747				
BE2	0.729				
BE4	0.762				
BE5	0.710				
BE6	0.782				
BE7	0.765				
BL2		0.833			
BL3		0.923			
BT1			0.775		
BT2			0.773		
BT3			0.844		
BT4			0.798		
CE15				0.833	
CE16				0.802	
CE17				0.806	
CE18				0.768	
SMM10					0.760
SMM5					0.784
SMM6					0.812
SMM7					0.773
SMM8					0.744
SMM9					0.769

Cronbach's coefficient alpha and the composite's reliability ( $\rho_c$ ) serve the objective of the precision and coherence of the indicators' results. Additionally, the assessment of precision serves as a crucial instrument in ascertaining the construct. In order to validate the consistency of quantification, it becomes imperative to exceed the recommended threshold of 0.7 as a general guideline (Sekaran & Bougie, 2016). Based on the data in Table 3, all five constructs are deemed reliable because the value exceeds the rule of thumb  $> 0.7$ . It is stipulated that all constructs are deemed applicable in hypothesis testing.

**Table 3.** Construct reliability and validity

Variables	CA	CR $\rho_c$	AVE
Brand Engagement	0.844	0.850	0.561
Brand Loyalty	0.715	0.781	0.773
Brand Trust	0.809	0.810	0.637
Customer Experience	0.815	0.818	0.644
SMM	0.866	0.871	0.599

Discriminant validity is carried out to measure the level of constructs that are considered to have a relationship and overlap each other (Hair et al., 2010).



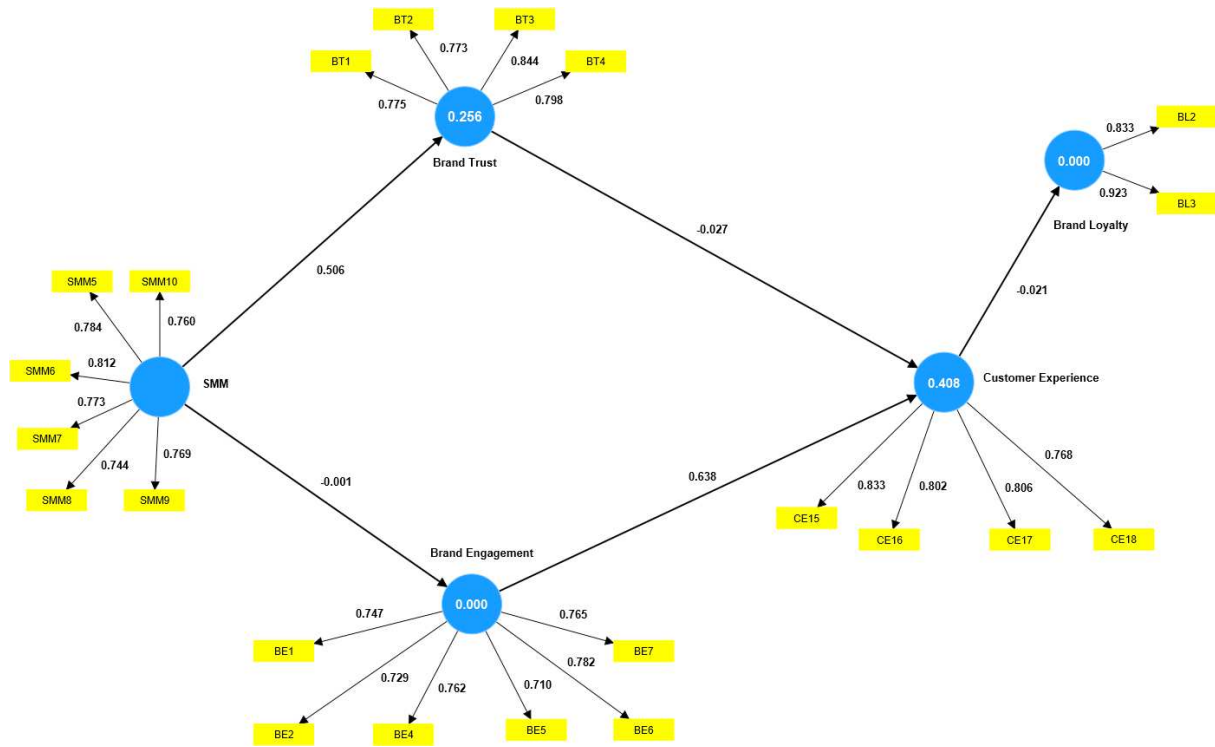


Figure 1. Outer model

Discriminant validity testing uses cross-loading data with a threshold limit value of > 0.70. In the heterotrait-monotrait (HTMT) test, the threshold limit value set is less than 0.85 or 0.90; when the existing value exceeds the threshold limit value, there is a problem with the discriminant validity (Hair et al., 2014). Table 4 shows that heterotrait-monotrait (HTMT) values with a set threshold limit value of less than 0.85 or 0.90 indicate that all existing variables are at values of 0.047 to 0.758, so they are conceptually different constructs because they are below the threshold values.

Table 4. Discriminant validity: Heterotrait-monotrait ratio (HTMT)

Variables	Brand Engagement	Brand Loyalty	Brand Trust	Customer Experience
Brand Engagement				
Brand Loyalty	0.047			
Brand Trust	0.068	0.466		
Customer Experience	0.758	0.063	0.081	
SMM	0.090	0.572	0.598	0.050

In testing for common method bias, PLS-SEM displays the VIF result. Table 5 shows the value of the outer variance inflation factor that identified the construct indicator with a VIF value threshold of less than 3.3 and no collinearity problems.

The higher the VIF, the greater the degree of collinearity, and variance inflation factor values over five indicate a problem with critical collinearity between the indicators (Hair et al., 2014). Table 5 shows the common method bias calculation outcome using factor analysis.

Table 5. Common method bias

Item	VIF
BE1	1.563
BE2	1.639
BE4	1.699
BE5	1.609
BE6	1.845
BE7	1.721
BL2	1.450
BL3	1.450
BT1	1.613
BT2	1.639
BT3	2.123
BT4	1.828
CE15	1.875
CE16	1.722
CE17	1.674
CE18	1.610
SMM10	2.891
SMM5	2.791
SMM6	2.999
SMM7	3.053
SMM8	2.948
SMM9	3.003

Goodness of fit (GOF) is a method used to measure theoretical structure in presenting reality specified in research data. The research model must be able to explain information about existing research data; this is done to determine the systematic level of a model and how the predetermined model produces a covariance matrix that is estimated and observed in indicators. Determining the value of goodness of fit refers to the value of standardized root mean residual (SRMR), normed fit index (NFI), and root mean square residual covariance (Hair et al., 2014).

The standard root mean residual (SRMR) value is declared an acceptable fit when the value is below 0.10, indicating a good match. When the value of the standardized root mean residual (SRMR) is above 0.10, it is categorized as poor fit or slightly good fit (Hair et al., 2014). The normed fit index (NFI) is a match index with a value between 0 and 1; when the model has a perfect match, the value will show the number 1 (Hair et al., 2014). Table 6 shows that the estimated value of the SRMR model is at a value of 0.083, where the value of SRMR is at the threshold limit value of < 0.12, so the value of SRMR is classified as a well-fitting model. It can also be seen that the NFI value is at 0.633, where the NFI value is expressed by the model to be classified as almost perfect because it is nearly close to 1.

**Table 6.** Model fit

Model Fit	Estimated
SRMR	0.105
NFI	0.687

Q2 is used to measure the predictive relevance of the inner model. In measuring Q2, the technique used is the re-measurement of samples that pass through part of the data matrix, where measurements will be made on the model parameters and provide predictions about the estimated elements. When the difference between the original value and the prediction value is smaller, the prediction

value indicates a large Q2 value, which shows the accuracy of a model's prediction (Hair et al., 2014). A Q2 value of less than 0 insinuates that the model has no predictive relevance, while a Q2 value greater than 0 indicates that the model has predictive relevance (Hair et al., 2014). In measuring the Q2 value, measurements are made using blind-folding techniques, where three categories of values determine the predictive relevance measure; the value of 0.02 is classified as a small predictive relevance value, the value of 0.15 is classified as a medium predictive relevance value, and the value of 0.35 is classified as a large predictive relevance (Hair et al., 2014). Table 7 displays the findings of the data analysis.

**Table 7.** Predictive relevance

Variables	SSO	SSE	Q <sup>2</sup>
Brand Engagement	1500,000	1501,060	-0.001
Brand Loyalty	500,000	506,233	-0.012
Brand Trust	1000,000	841,475	0.159
Customer Experience	1000,000	743,490	0.257
Social Media Marketing	1500,000	1500,000	0.000

Hypothesis testing is a systematic step taken to see the significance level; hypotheses are accepted or rejected, where testing must be carried out to determine the relationship between the actual variables (Hair et al., 2014). In testing the hypotheses, the data seen are T-values with a threshold limit value of > 1.65 and P-values with a threshold limit value of < 0.05 so that the effect tested can be declared significant (Hair et al., 2019). The hypothesis is considered insignificant when the T-statistic value is below 1.65 and insignificant at 0.05 (Hair et al., 2014). Table 8 shows the results of hypotheses testing.

Based on Table 8, the outcome of testing the hypotheses reveals that only two hypotheses are supported and have a positive relationship. H1 shows  $\beta = +0.506$ ; t statistics > 1.65; p < 0.05, supporting this hypothesis. H2 is rejected and has a negative

**Table 8.** Hypotheses testing

Relationship	Beta coefficient	T statistics	P values	Result
Social media marketing → Brand Trust	0.506	11.735	0.000	Supported
Social media marketing → Brand Engagement	-0.001	0.012	0.495	Not supported
Brand Trust → Customer Experience	-0.027	0.616	0.269	Not Supported
Brand Engagement → Customer Experience	0.638	13.035	0.000	Supported
Customer Experience → Brand Loyalty	-0.021	0.214	0.415	Not supported

relationship with  $\beta = -0.001$ ;  $t$  statistics  $< 1.65$ ;  $p > 0.05$ . Moreover, H3 is rejected and has a negative relationship with  $\beta = -0.027$ ;  $t$  statistics  $< 1.65$ ;  $p > 0.05$ . H4 is supported and has a positive relationship with  $\beta = +0.638$ ;  $t$  statistics  $> 1.65$ ;  $p < 0.05$ . H5 is rejected and has a negative relationship, with  $\beta = -0.021$ ;  $t$  statistics  $< 1.65$ ;  $p > 0.05$ .

## 4. DISCUSSION

The data processing used SmartPLS 4.0.8.7 software to support two hypotheses and reject three hypotheses. According to the first hypothesis outcome, a significant relationship exists between social media marketing and brand trust. These findings are in line with Tatar and Eren-Erdoğan (2016). This means that marketing through social media (particularly Instagram) can change consumer views on brand trust toward frozen food products. Next, content or activities on Instagram can provide appeal and increase consumer trust. Therefore, frozen food brands create engaging content showcasing, including high-quality images, recipe ideas, behind-the-scenes glimpses, and customer testimonials. They can also engage with the audience through questions, contests, and user-generated content, collaborate with influencers, leverage user-generated content, offer educational content to empower the audience and utilize Instagram Stories, live video, and analytics tools to track and analyze results, build trust, and make data-driven marketing decisions.

The second hypothesis outcome does not support the relationship between social media marketing and brand engagement. These findings do not align with Emini and Zeqiri (2022), who agreed that social media marketing affects brand engagement. This indicates that the brand is not successfully focusing on its intended market. Limited brand engagement may arise if brand social media campaigns fail to connect with or reach the target demographic. Therefore, the brand should evaluate its targeting tactics to ensure they align with the market it is trying to reach.

The third hypothesis outcome does not support a relationship between brand trust and custom-

er experience. This finding does not align with Papadopoulou et al. (2001), who showed that brand trust affects customer experience. This means that brand consistency and transparency are essential for establishing trust. Therefore, frozen food brands should ensure that their behavior reflects their messaging and communicate openly. The brands should use a customer-centric strategy to develop trust that affects customer experience. Centering the customer in all corporate decisions and actions helps generate trust. This entails paying close attention to client comments, responding quickly to issues, and constantly enhancing goods and services in accordance with client requirements.

The fourth hypothesis outcome shows a relationship between brand engagement and customer experience. This finding aligns with Khan et al. (2020), who agreed that brand engagement affects customer experience. This means that brands should build interactive, personalized experiences to actively engage customers and give them a sense of ownership over the brand. This can be accomplished through user-generated content, interactive marketing, contests, or targeted communications. Therefore, frozen food brands can improve consumer engagement on social media by utilizing social media platforms to actively engage with customers through discussions, answering messages and comments, and promoting user-generated content. This promotes brand involvement and a sense of community. Customers can become more engaged at a deeper level, and the brand's entire customer experience can be enhanced by involving them in product development or decision-making processes.

The fifth hypothesis outcome shows an insignificant influence of customer experience on brand loyalty. This finding does not support Emini and Zeqiri (2021) that customer experience affects brand loyalty. To encourage brand loyalty, businesses should put a high priority on providing excellent client experiences. This entails regularly exceeding customer expectations, offering individualized encounters, providing quick and convenient service, and enhancing operations based on client input. Therefore, frozen food brands can foster strong brand loyalty

by concentrating on improving customer experience. This will enhance customer retention, generate positive word-of-mouth, and sustain business growth.

This study concludes that companies that use social media marketing effectively are more like-

ly to build trust with their customers. Trusted customers are more likely to buy from a brand, leading to increased sales and loyalty; customers are also more likely to recommend the brand to friends and family, effectively reaching new customers and growing the business.

---

## CONCLUSION

The aim of the study was to evaluate the impact of social media marketing on brand loyalty through the mediating variables of brand engagement, brand trust, and customer experience. The two hypotheses indicate that social media marketing positively affects brand trust, and brand engagement positively affects customer experience. The other three hypotheses do not support the earlier research showing negative relationships. This paper concluded that social media marketing does not affect brand engagement. Other findings indicate that brand trust does not affect customer experience and customer experience does not affect brand loyalty. In addition, this study shows that social media marketing has a negative relationship with brand engagement, and brand trust has a negative effect on customer experience, likewise customer experience on brand loyalty. Therefore, companies should use social media to connect with customers, build relationships, respond to comments and questions, and use feedback to improve products and services.

This paper has several limitations. It focuses only on the community that follows the frozen food brands. The company's history can be added as background information on the items being examined by future researchers since a study on frozen food products in Indonesia is still uncommon. This study's application can be made to other goods or services. Additionally, studies can add other variables, such as purchase intention, to demonstrate or reinforce the relationship between brand equity and brand trust and their effect on brand loyalty. These theories can be used or compared to similar sectors by scholars using other research methodologies.

## AUTHOR CONTRIBUTIONS

Conceptualization: Hendrawan Supratikno, Evo Sampetua Hariandja, Yokie Radnan Kristiyono.

Data curation: Evo Sampetua Hariandja, Yokie Radnan Kristiyono.

Formal analysis: Evo Sampetua Hariandja, Yokie Radnan Kristiyono.

Funding acquisition: Hendrawan Supratikno, Evo Sampetua Hariandja.

Investigation: Evo Sampetua Hariandja, Yokie Radnan Kristiyono.

Methodology: Hendrawan Supratikno, Evo Sampetua Hariandja, Yokie Radnan Kristiyono.

Project administration: Yokie Radnan Kristiyono.

Resources: Hendrawan Supratikno, Evo Sampetua Hariandja.

Software: Yokie Radnan Kristiyono.

Supervision: Hendrawan Supratikno, Evo Sampetua Hariandja.

Validation: Hendrawan Supratikno, Evo Sampetua Hariandja, Yokie Radnan Kristiyono.

Visualization: Yokie Radnan Kristiyono.

Writing – original draft: Evo Sampetua Hariandja, Yokie Radnan Kristiyono.

Writing – review & editing: Hendrawan Supratikno, Evo Sampetua Hariandja.

## REFERENCES

1. Aaker, D. A. (2009). *Managing brand equity: Capitalizing on the value of a brand name*. Free Press.
2. Asosiasi Rantai Pendingin Indonesia. (2019). *Cold Chain Data – ARPIONline*. Retrieved from <https://arpionline.org/cold-chain-data/>
3. Bowden, J. L.-H. (2009). The process of customer engagement: A conceptual framework. *Journal of Marketing Theory and Practice*, 17(1), 63-74. <https://doi.org/10.2753/MTP1069-6679170105>
4. Calefato, F., Lanubile, F., & Novielli, N. (2015). The role of social media in affective trust building in customer-supplier relationships. *Electronic Commerce Research*, 15(4), 453-482. Retrieved from [https://www.researchgate.net/publication/282540288\\_The\\_role\\_of\\_social\\_media\\_in\\_affective\\_trust\\_building\\_in\\_customer-supplier\\_relationships](https://www.researchgate.net/publication/282540288_The_role_of_social_media_in_affective_trust_building_in_customer-supplier_relationships)
5. Carbone, L. P., & Haeckel, S. H. (1994). Engineering customer experiences. *Marketing Management*, 3(3). Retrieved from [https://www.researchgate.net/publication/265031917\\_Engineering\\_Customer\\_Experiences](https://www.researchgate.net/publication/265031917_Engineering_Customer_Experiences)
6. Chahal, H., & Rani, A. (2017). How trust moderates social media engagement and brand equity. *Journal of Research in Interactive Marketing*, 11(3), 312-335. <https://doi.org/10.1108/JRIM-10-2016-0104>
7. Chan, N. L., & Guillet, B. D. (2011). Investigation of social media marketing: How does the hotel industry in Hong Kong perform in marketing on social media websites? *Journal of Travel & Tourism Marketing*, 28(4), 345-368. <https://doi.org/10.1080/10548408.2011.571571>
8. Chang, Y. T., Yu, H., & Lu, H. P. (2015). Persuasive messages, popularity cohesion, and message diffusion in social media marketing. *Journal of Business Research*, 68(4), 777-782. <https://doi.org/10.1016/J.JBUSRES.2014.11.027>
9. Chaudhuri, A., & Holbrook, M. B. (2001). The chain of effects from brand trust and brand affect to brand performance: The role of brand loyalty. *Journal of Marketing*, 65(2), 81-93. <https://doi.org/10.1509/JMKG.65.2.81.18255>
10. Chen, S. C., & Lin, C. P. (2019). Understanding the effect of social media marketing activities: The mediation of social identification, perceived value, and satisfaction. *Technological Forecasting and Social Change*, 140, 22-32. <https://doi.org/10.1016/J.TECHFORE.2018.11.025>
11. Choi, E. K. (C.), Fowler, D., Goh, B., & Yuan, J. (J.). (2016). Social media marketing: Applying the uses and gratifications theory in the hotel industry. *Journal of Hospitality Marketing & Management*, 25(7), 771-796. <https://doi.org/10.1080/19368623.2016.1100102>
12. Cowan, K., & Ketron, S. (2019). A dual model of product involvement for effective virtual reality: The roles of imagination, co-creation, telepresence, and interactivity. *Journal of Business Research*, 100, 483-492. <https://doi.org/10.1016/J.JBUSRES.2018.10.063>
13. Dabadi, S., & Gurung, B. (2020). Consumer's motivation to purchase frozen food in Kathmandu. *Management Dynamics*, 23(2), 229-242. <https://doi.org/10.3126/MD.V23I2.35824>
14. Delgado-Ballester, E., & Luis Munuera-Alemán, J. (2001). Brand trust in the context of consumer loyalty. *European Journal of Marketing*, 35(11/12), 1238-1258. <https://doi.org/10.1108/EUM0000000006475>
15. Dessart, L., Veloutsou, C., & Morgan-Thomas, A. (2015). Consumer engagement in online brand communities: A social media perspective. *Journal of Product & Brand Management*, 24(1), 28-42. <https://doi.org/10.1108/JPBMM-06-2014-0635>
16. Dwivedi, A. (2015). A higher-order model of consumer brand engagement and its impact on loyalty intentions. *Journal of Retailing and Consumer Services*, 24, 100-109. <https://doi.org/10.1016/J.JRETCONSER.2015.02.007>
17. Ebrahim, R. S. (2020). The role of trust in understanding the impact of social media marketing on brand equity and brand loyalty. *Journal of Relationship Marketing*, 19(4), 287-308. <https://doi.org/10.1080/15332667.2019.1705742>
18. Emini, A., & Zeqiri, J. (2022). The impact of social media marketing on purchase intention in a transition economy: The mediating role of brand awareness and brand engagement. *ENTRENOVA – ENTERPRISE RESEARCH INNOVATION*, 7(1), 256-266. <https://doi.org/10.54820/FDOR9238>
19. Gabrielli, V., Baghi, I., & Codeluppi, V. (2013). Consumption practices of fast fashion products: A consumer-based approach. *Journal of Fashion Marketing and Management*, 17(2), 206-224. <https://doi.org/10.1108/JFMM-10-2011-0076>
20. Gautam, V., & Sharma, V. (2017). The mediating role of customer relationship on the social media marketing and purchase intention relationship with special reference to luxury fashion brands. *Journal of Promotion Management*, 23(6), 872-888. <https://doi.org/10.1080/10496491.2017.1323262>
21. Godey, B., Manthiou, A., Pederzoli, D., Rokka, J., Aiello, G., Donvito, R., & Singh, R. (2016). Social media marketing efforts of luxury brands: Influence on brand equity and consumer behavior. *Journal of Business Research*, 69(12), 5833-5841. <https://doi.org/10.1016/j.jbusres.2016.04.181>
22. Gummerus, J., Liljander, V., Weman, E., & Pihlström, M. (2012). Customer engagement in a Facebook brand community. *Management Research Review*, 35(9), 857-877. <https://doi.org/10.1108/01409171211256578>
23. Habibi, M. R., Laroche, M., & Richard, M. O. (2014). The roles of brand community and community engagement in building brand trust on social media. *Computers in Human Behavior*, 37, 152-



161. <https://doi.org/10.1016/J.CHB.2014.04.016>
24. Hair, J. F., Black, W. C., Babin, B. J., & Anderson, R. E. (2010). *Multivariate data analysis*. Pearson.
25. Hair, J. F., Hult, G., Ringle, C., & Sarstedt, M. (2014). *A primer on partial least squares structural equation modeling (PLS-SEM)*. Sage.
26. Hair, J. F., Risher, J. J., Sarstedt, M., & Ringle, C. M. (2019). When to use and how to report the results of PLS-SEM. *European Business Review*, 31(1), 2-24. <https://doi.org/10.1108/EBR-11-2018-0203>
27. Hennig-Thurau, T., Malhotra, E. C., Friege, C., Gensler, S., Lobschat, L., Rangaswamy, A., & Skiera, B. (2010). The impact of new media on customer relationships. *Journal of Service Research*, 13(3), 311-330. <https://doi.org/10.1177/1094670510375460>
28. Holbrook, M. B., & Hirschman, E. C. (1982). The experiential aspects of consumption: Consumer fantasies, feelings, and fun. *Journal of Consumer Research*, 9(2), 132-140. Retrieved from <https://www.jstor.org/stable/2489122>
29. Hollebeek, L. D. (2011). Exploring customer brand engagement: Definition and themes. *Journal of Strategic Marketing*, 19(7), 555-573. <https://doi.org/10.1080/0965254X.2011.599493>
30. Hollebeek, L. D., Glynn, M. S., & Brodie, R. J. (2014). Consumer brand engagement in social media: Conceptualization, scale development and validation. *Journal of Interactive Marketing*, 28(2), 149-165. <https://doi.org/10.1016/J.INTMAR.2013.12.002>
31. Hoyer, W. D., Chandy, R., Dorotic, M., Krafft, M., & Singh, S. S. (2010). Consumer cocreation in new product development. *Journal of Service Research*, 13(3), 283-296. <https://doi.org/10.1177/1094670510375604>
32. Huang, C., & Guo, R. (2021). The effect of a green brand story on perceived brand authenticity and brand trust: The role of narrative rhetoric. *Journal of Brand Management*, 28(1), 60-76. <https://doi.org/10.1057/s41262-020-00213-7>
33. Kapoor, K. K., Tamilmani, K., Rana, N. P., Patil, P., Dwivedi, Y. K., & Nerur, S. (2018). Advances in social media research: Past, present and future. *Information Systems Frontiers*, 20(3), 531-558. <https://doi.org/10.1007/S10796-017-9810-Y>
34. Kemp, S. (2021, January 27). *Digital 2021: The latest insights into the 'state of digital'*. We Are Social UK. Retrieved from <https://wearesocial.com/uk/blog/2021/01/digital-2021-the-latest-insights-into-the-state-of-digital/>
35. Khan, I., Hollebeek, L. D., Fatma, M., Islam, J. U., & Rahman, Z. (2020). Brand engagement and experience in online services. *Journal of Services Marketing*, 34(2), 163-175. <https://doi.org/10.1108/JSM-03-2019-0106>
36. Khong, K. W., Onyemeh, N. C., & Chong, A. Y. L. (2013). BSEM estimation of network effect and customer orientation empowerment on trust in social media and network environment. *Expert Systems with Applications*, 40(12), 4858-4870. <https://doi.org/10.1016/J.ESWA.2013.02.020>
37. Kim, A. J., & Ko, E. (2012). Do social media marketing activities enhance customer equity? An empirical study of luxury fashion brand. *Journal of Business Research*, 65(10), 1480-1486. <https://doi.org/10.1016/J.JBUSRES.2011.10.014>
38. Klaus, P., & Maklan, S. (2012). EXQ: A multiple-item scale for assessing service experience. *Journal of Service Management*, 23(1), 5-33. <http://dx.doi.org/10.1108/09564231211208952>
39. Knoblich, S., Martin, A., Nash, R., & Stansbie, P. (2017). Keys to success in social media marketing (SMM) – Prospects for the German airline industry. *Tourism and Hospitality Research*, 17(2), 147-164. <https://doi.org/10.1177/1467358415610415>
40. Konuk, F. A. (2021). The moderating impact of taste award on the interplay between perceived taste, perceived quality and brand trust. *Journal of Retailing and Consumer Services*, 63, 102698. <https://doi.org/10.1016/J.JRET-CONSER.2021.102698>
41. Lee, J. E., Goh, M. L., & Mohd Noor, M. N. B. (2019). Understanding purchase intention of university students towards skin care products. *PSU Research Review*, 3(3), 161-178. <https://doi.org/10.1108/PRR-11-2018-0031>
42. Marliawati, A., & Cahyaningdyah, D. (2020). Impacts the brand of experience and brand image on brand loyalty: Mediators brand of trust. *Management Analysis Journal*, 9(2), 140-151. <https://doi.org/10.15294/MAJ.V9I2.36945>
43. Millen, D. R., & Patterson, J. F. (2002). Stimulating social engagement in a community network. *Proceedings of the 2002 ACM Conference on Computer Supported Cooperative Work* (pp. 306-313). <https://doi.org/10.1145/587078.587121>
44. Papadopoulou, P., Andreou, A., Kanellis, P., & Martakos, D. (2001). Trust and relationship building in electronic commerce. *Internet Research*, 11(4), 322-332. Retrieved from <https://eric.ed.gov/?id=EJ635490>
45. Park, K., & Kim, B. K. (2013). Dynamic capabilities and new product development performance: Korean SMEs. *Asian Journal of Technology Innovation*, 21(2), 202-219. <https://doi.org/10.1080/19761597.2013.866308>
46. Pentina, I., Zhang, L., & Basmanova, O. (2013). Antecedents and consequences of trust in a social media brand: A cross-cultural study of Twitter. *Computers in Human Behavior*, 29(4), 1546-1555. <https://doi.org/10.1016/J.CHB.2013.01.045>
47. Perera, C. H. (2021). The impact of social brand engagement on customer-based brand equity in higher education: An empirical study in Sri Lanka. *Proceedings of The 3rd International Conference on Research in Business, Management and Economics* (pp. 12-27). <https://doi.org/10.33422/3RD.ICRBME.2020.11.112>
48. Pham, P. H., & Gammoh, B. S. (2016). Characteristic of social media marketing strategy and customer-based brand equity outcomes: A conceptual model. *Developments in Marketing Science*:

- Proceedings of the Academy of Marketing Science*, 1(1), 433-434.
49. Pine, J., & Gilmore, J. (1998). Welcome to the experience economy. *Harvard Business Review*, 76(4), 97-105. Retrieved from <https://hbr.org/1998/07/welcome-to-the-experience-economy>
  50. Rehman, S. ul, Gulzar, R., & Aslam, W. (2022). Developing the integrated marketing communication (IMC) through social media (SM): The modern marketing communication approach. *SAGE Open*, 12(2). <https://doi.org/10.1177/21582440221099936>
  51. Ridings, C. M., Gefen, D., & Arinze, B. (2002). Some antecedents and effects of trust in virtual communities. *The Journal of Strategic Information Systems*, 11(3-4), 271-295. [https://doi.org/10.1016/S0963-8687\(02\)00021-5](https://doi.org/10.1016/S0963-8687(02)00021-5)
  52. Schmitt, B. (1999). Experiential marketing. *Journal of Marketing Management*, 15(1-3), 53-67. <https://doi.org/10.1362/026725799784870496>
  53. Sekaran, U., & Bougie, R. (2016). *Research methods for business: A skill building approach* (7<sup>th</sup> ed.). Wiley. Retrieved from <https://www.wiley.com/en-us/Research+Methods+For+Business%3A+A+Skill+Building+Approach%2C+7th+Edition-p-9781119266846>
  54. Seo, E. J., & Park, J. W. (2018). A study on the effects of social media marketing activities on brand equity and customer response in the airline industry. *Journal of Air Transport Management*, 66, 36-41. <https://doi.org/10.1016/j.jairtraman.2017.09.014>
  55. Tatar, Ş. B., & Eren-Erdogmuş, İ. (2016). The effect of social media marketing on brand trust and brand loyalty for hotels. *Information Technology and Tourism*, 16(3), 249-263. <https://link.springer.com/article/10.1007/s40558-015-0048-6>
  56. Tuten, T. L., & Solomon, M. R. (2018). *Social media marketing* (3<sup>rd</sup> ed.). SAGE Publications Ltd.
  57. Trivedi, S. K., & Yadav, M. (2018). Predicting online repurchase intentions with e-satisfaction as mediator: A study on Gen Y. *VINE Journal of Information and Knowledge Management Systems*, 48(3), 427-447. <https://doi.org/10.1108/VJIKMS-10-2017-0066>
  58. Vale, L., & Fernandes, T. (2018). Social media and sports: driving fan engagement with football clubs on Facebook. *Journal of Strategic Marketing*, 26(1), 37-55. <https://doi.org/10.1080/0965254X.2017.1359655>
  59. van Doorn, J., Lemon, K. N., Mittal, V., Nass, S., Pick, D., Pirner, P., & Verhoef, P. C. (2010). Customer engagement behavior: Theoretical foundations and research directions. *Journal of Service Research*, 13(3), 253-266. <https://doi.org/10.1177/1094670510375599>
  60. Vasquez-Reyes, B. J., Bravo-Martinez, F. J., Coral-Morante, J. A., & Cordova-Buiza, F. (2023). Inbound marketing strategy on social media and the generation of experiences in fast food consumers. *Innovative Marketing*, 19(2), 143-154. [https://doi.org/10.21511/IM.19\(2\).2023.12](https://doi.org/10.21511/IM.19(2).2023.12)
  61. Verma, P. (2021). The effect of brand engagement and brand love upon overall brand equity and purchase intention: A moderated-mediated model. *Journal of Promotion Management*, 27(1), 103-132. <https://doi.org/10.1080/10496491.2020.1809591>
  62. Verma, S., & Yadav, N. (2021). Past, present, and future of electronic word of mouth (EWOM). *Journal of Interactive Marketing*, 53(1), 111-128. <https://doi.org/10.1016/j.intmar.2020.07.001>
  63. Vermeir, I., & Verbeke, W. (2006). Sustainable food consumption: Exploring the consumer "attitude-behavioral intention" gap. *Journal of Agricultural and Environmental Ethics*, 19(2), 169-194. <https://doi.org/10.1007/s10806-005-5485-3>
  64. Vivek, S. D., Beatty, S. E., & Morgan, R. M. (2012). Customer engagement: Exploring customer relationships beyond purchase. *Journal of Marketing Theory and Practice*, 20(2), 122-146. <https://doi.org/10.2753/MTP1069-6679200201>
  65. Wardhana, A., & Yulia. (2021). The impacts of brand image, brand love, and brand trust on brand loyalty: Case study on coffee drinks. *Proceedings of the 18th International Symposium on Management (INSYMA 2021)*, 180 (pp. 164-168). <https://doi.org/10.2991/AEBMR.K.210628.027>
  66. Warner-Söderholm, G., Bertsch, A., & Söderholm, A. (2018). Data on social media use related to age, gender and trust constructs of integrity, competence, concern, benevolence and identification. *Data in Brief*, 18, 696-699. <https://doi.org/10.1016/j.dib.2018.03.065>
  67. Yadav, M., & Rahman, Z. (2017). Measuring consumer perception of social media marketing activities in e-commerce industry: Scale development & validation. *Telematics and Informatics*, 34(7), 1294-1307. <https://doi.org/10.1016/j.tele.2017.06.001>
  68. Yadav, M., & Rahman, Z. (2018). The influence of social media marketing activities on customer loyalty: A study of e-commerce industry. *Benchmarking: An International Journal*, 25(9), 3882-3905. <https://doi.org/10.1108/BIJ-05-2017-0092>
  69. Yang, S., Lin, S., Carlson, J. R., & Ross Jr, W. T. R. (2016). Brand engagement on social media: Will firms' social media efforts influence search engine advertising effectiveness? *Journal of Marketing Management*, 32(5-6), 526-557. <https://doi.org/10.1080/0267257X.2016.1143863>
  70. Zhang, K. Z. K., Wang, S., & Zhao, S. J. (2014). Effect of brand personality on brand loyalty in companies' microblogs. *Proceedings - Pacific Asia Conference on Information Systems, PACIS 2014*. Retrieved from <https://aisel.aisnet.org/pacis2014/203/>