






# “Comparison of influence of selected viral advertising attributes on shopping behavior of Millennials – empirical study”

## AUTHORS

Martin Mudrik  <https://orcid.org/0000-0002-3215-232X>  
Martin Rigelsky  <https://orcid.org/0000-0003-1427-4689>  
 <https://publons.com/researcher/1862122/martin-rigelsky/>  
Beata Gavurova  <https://orcid.org/0000-0002-0606-879X>  
 <https://publons.com/researcher/1887186/beata-gavurova/>  
Radovan Bačik  <https://orcid.org/0000-0002-5780-3838>  
 <https://publons.com/researcher/1736853/radovan-bacik/>  
Richard Fedorko  <https://orcid.org/0000-0003-3520-1921>  
 <https://publons.com/researcher/1736805/richard-fedorko/>

## ARTICLE INFO

Martin Mudrik, Martin Rigelsky, Beata Gavurova, Radovan Bačik and Richard Fedorko (2020). Comparison of influence of selected viral advertising attributes on shopping behavior of Millennials – empirical study. *Innovative Marketing* , 16(3), 14-25. doi:[10.21511/im.16\(3\).2020.02](https://doi.org/10.21511/im.16(3).2020.02)

## DOI

[http://dx.doi.org/10.21511/im.16\(3\).2020.02](http://dx.doi.org/10.21511/im.16(3).2020.02)

## RELEASED ON

Tuesday, 14 July 2020

## RECEIVED ON

Thursday, 30 April 2020

## ACCEPTED ON

Monday, 15 June 2020

## LICENSE



This work is licensed under a [Creative Commons Attribution 4.0 International License](https://creativecommons.org/licenses/by/4.0/)

## JOURNAL

"Innovative Marketing "

## ISSN PRINT

1814-2427

## ISSN ONLINE

1816-6326

## PUBLISHER

LLC “Consulting Publishing Company “Business Perspectives”

## FOUNDER

LLC “Consulting Publishing Company “Business Perspectives”



NUMBER OF REFERENCES

50



NUMBER OF FIGURES

3



NUMBER OF TABLES

8

© The author(s) 2026. This publication is an open access article.



## BUSINESS PERSPECTIVES



LLC "CPC "Business Perspectives"  
Hryhorii Skovoroda lane, 10,  
Sumy, 40022, Ukraine  
[www.businessperspectives.org](http://www.businessperspectives.org)

**Received on:** 30<sup>th</sup> of April, 2020  
**Accepted on:** 15<sup>th</sup> of June, 2020  
**Published on:** 14<sup>th</sup> of July, 2020

© Martin Mudrik, Martin Rigelsky,  
Beata Gavurova, Radovan Bacik,  
Richard Fedorko, 2020

Martin Mudrik, Lecturer, Faculty  
of Management, Department of  
Marketing and International Trade,  
University of Prešov, Slovakia.

Martin Rigelsky, Doctoral student,  
Mgr., Faculty of Management,  
Department of Marketing and  
International Trade, University of  
Prešov, Slovakia.

Beata Gavurova, Professor, Ing., Ph.D.,  
MBA, Center for Applied Economic  
Research, Faculty of Management and  
Economics, Tomas Bata University in  
Zlín, Czech Republic.

Radovan Bacik, Doc. PhDr., Ph.D.,  
MBA, LL.M., Associate Professor,  
Faculty of Management, Department  
of Marketing and International Trade,  
University of Prešov, Slovakia.

Richard Fedorko, Mgr., Ph.D., Associate  
Professor, Faculty of Management,  
Department of Marketing and  
International Trade, University of  
Prešov, Slovakia.



This is an Open Access article,  
distributed under the terms of the  
[Creative Commons Attribution 4.0  
International license](https://creativecommons.org/licenses/by/4.0/), which permits  
unrestricted re-use, distribution, and  
reproduction in any medium, provided  
the original work is properly cited.

**Conflict of interest statement:**  
Author(s) reported no conflict of interest

Martin Mudrik (Slovakia), Martin Rigelsky (Slovakia), Beata Gavurova  
(Czech Republic), Radovan Bacik (Slovakia), Richard Fedorko (Slovakia)

# COMPARISON OF INFLUENCE OF SELECTED VIRAL ADVERTISING ATTRIBUTES ON SHOPPING BEHAVIOR OF MILLENNIALS – EMPIRICAL STUDY

## Abstract

The study aims to evaluate the impact of selected factors of viral campaigns on Millennials customers' consumer behavior. This goal was achieved in two steps: in the first step, the authors determined the impact of selected attributes on purchasing behavior in general, and in the second step, they compared the impact of the selected research campaigns – the guerrilla campaign of the company 4KA and the viral campaign of the company ABSOLUT. The inputs to the analyses were obtained through answers from 360 respondents, which completed the questionnaire on a sample of Millennials customers generation (1975–2000) – social generation, which collaborate and cooperate, expect technology to simply work for adventure and passionate about values (Smith, Nichols, 2015). The survey part of the questionnaire consisted of 8 attributes (Novelty, Relevance, Aesthetics, Clarity, Humor, Emotion arousal, Surprise, Design, Purchase intention). Data were collected based on participants' availability and their will to participate in the questionnaire and quota selection. The PLS PM method was used to assess the impact, and the bootstrap-based parametric method was used to assess the difference in the impact. One of the most important findings is that attributes such as Novelty, Relevance, Humor, and Surprise significantly affect purchasing behavior. Concerning the company 4KA, significant impacts were seen in Relevance and Surprise, and with the company ABSOLUT, significant impacts were seen in Relevance, Humor, and Surprise. When analyzing the difference in the impact, there were no significant differences between the campaigns.

## Keywords

viral marketing, guerilla marketing, purchase intention,  
customer perception, Millennials generation, Slovak  
Republic, partial least squares regression

## JEL Classification

M31, M37

## INTRODUCTION

In recent decades, the development of modern communication technologies has meant a significant change in marketing (Scullin, Fjermestad, & Romano, 2004). To gain a competitive edge and improve their performance, the companies have to develop new products and strategies to attract new customers and satisfy existing ones (Ungerman, Dedková, & Gurinová, 2018). Many people have transferred a substantial part of their activities to social networks and the Internet in general. Thus, companies that want to compete in a competitive environment have to move their marketing activities in this direction (Fong & Yazdanifard, 2014; Khan, Çera, & Netek, 2019). Companies are competitive if they can sell the products they manufacture or otherwise create (Malega, Rudy, & Kovac, 2019). However, it did not take long for the Internet today to feature tons and tons of promotional content. However, this satiety has caused ordinary users to stop seeing this content (Anusha, 2016). Nevertheless, the Internet

and social networks are a good channel to reach the desired segment of customers. If a company wants to be successful on the market in highly competitive times, it should try to differentiate itself through its promotion activities (Verlegh, Franssen, & Kirmani, 2015). Both guerilla and viral campaigns, which are still not widely used in Slovakia (Dubcová, Grančičová, & Hrušová, 2016), have proven to be suitable tools (Fong & Yazdanifard, 2014). However, their relatively rare occurrence may also present a certain advantage as something new and interesting.

## 1. LITERATURE REVIEW

According to the “father” of guerilla marketing (Levinson, 2011), guerilla marketing is a set of unconventional ways of achieving goals. It is an advertising strategy that focuses on low-cost marketing tactics, mostly small-scale, which can achieve interesting and unconventional results (Behal & Saaren, 2013). In essence, it is about using the elements of guerrilla fighting in marketing, that is, to achieve success (profit) with minimal resources (Nufer, 2013). Its great advantage is that it does not require much time, energy, and capital, and is therefore particularly suitable for small and medium-sized enterprises (Greco, 1995; Černá & Váňa, 2011). This marketing strategy is made up of changing and complex conditions that often create chaos or contradiction. The basic elements of guerilla marketing may include word of mouth, fan clubs, free samples, PR, and viral marketing (Lingelbach, Patino, & Pitta, 2012).

The concept of viral marketing describes any strategy that encourages individuals to convey a marketing message to others. In this way, viral marketing creates the potential for its exponential growth, dissemination, and influence. Like viruses, such strategies take advantage of rapid multiplication to spread the message to thousands of users (Wilson, 2000) and create an environment for spreading an idea (Dobele, Toleman, & Beverland, 2005). The principles of viral marketing are also very often used in guerilla campaigns (Ferguson, 2008).

Guerilla and viral campaigns have several features in common. Several authors (Tam & Khuong, 2015; Mercanti-Guérin, 2008; Pelsmacker, Geuens, & Anckaert, 2002; Decock & Geuens, 1998; Mehrabien & Russell, 1974; Scherer, 2005; Mohsin & Mazhar, 2011; Dabija, Pop, & Săniuță, 2017) agree that in order for a campaign to be successful and have a lasting and unforgettable impact, the focus should be on the following factors:

**Novelty:** the first criterion in deciding whether a product is creative, original, and unique. Novelty is also a common descriptor of creativity that has two characteristics: deviation from the norm (which is a very important point for viral marketing) and a sense of uniqueness (originality) (Jackson & Messick, 1965).

**Relevance:** it reflects how the advertisement’s information contributes to or leads to the advertising message (Heckler & Childers, 1992). There are two types of relevance: advertising relevance (perception of whether ads make sense when communicating a product) and brand relevance (perception of product relevance for customer choice and it needs to be aligned with consumers’ vision of the advertised brand) (Smith, MacKenzie, Yang, Buchholz, & Darley, 2007; Kim & Chao, 2019).

**Aesthetics:** in this context, aesthetics refers to the harmony of the ad’s structure. It is about choosing the right way to combine characters and create complex interactions using the aesthetic factor (Wallend, G. Zinkhan, & L. Zinkhan, 1981; Besemer & O’Quin, 1986).

**Clarity:** for people to think about a product or brand, they must first understand the advertising message (Hafer, Reynolds, & Obertynski, 1996). Since in the case of guerilla and viral campaigns, ads are executed and placed in an unusual way, it is important to ensure that your advertising message is easy to understand (Tam & Khuong, 2015).

**Humor:** draws attention to the product (Pieters, Rosenberg, & Wedel, 1999). Humor in advertising leads to a more positive attitude towards the ad and the brand itself and positively encourages customers to make purchases (Eisend, 2011).

**Emotional arousal:** each novelty has emotional consequences that determine whether or not advertising is accepted by consumers (Lindenmeier,

2008). Isen and Shalcker (1982) and Damasio (2003) suggest that positive emotions can lead to a more favorable assessment of unexpected stimuli, while negative emotions cause less favorable assessments.

**Surprise:** it is a kind of wow factor that can draw customers' attention to a particular thing (Nufer, 2013). Guerilla marketing is used to attract attention and consumers (Baltes & Leibing, 2008).

**Design:** only the most creative, engaging, and entertaining advertising campaign will ensure the attention of the target audience (Shakeel & Khan, 2011).

**Purchase intention:** every consumer has a certain attitude towards advertising. Increasing the customer's purchase intent can be achieved primarily by creating more creative and trustworthy ads. The act of supporting the purchase intention leads to a higher willingness to buy the product (Schiffman & Kanuk, 2009; Vaitkevicius, Mazeikiene, Bilan, Navickas, & Sananeviciene, 2019).

The use of guerilla and viral campaigns is not very widespread in our territory. Here too, however, one can see some examples. In recent years, the guerilla campaign of the mobile operator 4KA and the viral campaign of ABSOLUT have attracted attention in this respect.

4KA, with its guerilla campaign called "Cheap Calls and Data Resistance!" responded to its competitors' marketing activities. On March 3, 2016, it focused on the offer of a new mobile operator called Juro operating under Slovak Telekom, when it hung Juro in front of the company and posted signs with "the four biggest evils mobile operators do" (Luha, 2016). The next event took place on March 9, 2016, when the couriers entered several stores of the mobile operator O2 and launched balloons that in addition to 4KA's logo carried the words: A single price of 4 cents per minute, 1 SMS or 1 MB of data in Slovakia and throughout the European Union with 4KA. In O2, with the O2 Fér service, one pays up to 13 cents per minute in Slovakia and the Czech Republic (Ivančíkova, 2016). The last event took place on March 23, 2016 in front of Orange's store in Bratislava's Central shopping center. Four activists dressed as an owl,

dolphin, panther, and kangaroo (Orange used these animals' names for their packages) appeared with banners to point out the four biggest evils of the telecoms market. Using the black banners of Orange, they pointed out limited offer validity or bigger benefits only for some, while on white banners, they presented their competitive advantages (Bartošová, 2016).

ABSOLUT conducted its guerrilla campaign in the autumn of 2018. The campaign with the slogan "Have fun. Let people live" divided people in Slovakia into two camps. The ad features a video in which the words of the Slovak folk song Slovenské mamy (Slovak Moms) can be heard when a young singer dressed in a folk costume enters a disco club in Orava. The camera picks up her back, and her face is not to be seen. The song is then transformed into a disco rhythm when she greets her friends and dances to the dance floor center. After a while, she turns to the camera, revealing her dark complexion, and says: "I'm Natalie and I'm Slovak. Slovakia has long been rich in all colors, so throw away your prejudices. Have fun, let people live", she says (Mikušovič, 2018). This ad became viral as soon as it was posted (September 13, 2018) and spurred a heated discussion. To this date, the video has more than 620,000 views on YouTube. While some people praised the idea as the right way to fight racism, others were called for canceling the ad and criticized it for indoctrinating the society with multicultural values (Holková, 2018; Naumova, Bilan, & Naumova, 2019).

## 2. DATA, METHODS AND HYPOTHESES

The primary objective of the present research is to evaluate the impact of selected factors of viral campaigns on the consumer behavior of the Millennials generation customers. This objective will be achieved with the help of two stages of statistical processing. In the first stage, the impact will be assessed in general, and in the second stage, the differences in coefficients measured when studying the campaigns of ABSOLUT and 4KA, i.e., the individual campaigns, will be tested (4KA – Guerilla; ABSOLUT – Viral generally). Based on these steps, the suitability of the instrument and its versatility will be assessed. Eight latent varia-

bles acted as independent variables in the above assumptions (N – Novelty; R – Relevance; A – Aesthetics; C – Clarity; H – Humor; EA – Emotion arousal; S – Surprise; D – Design), and one acted as a dependent variable (PI – Purchase intention).

Two main hypotheses were formulated:

*H1: There is an impact of the selected viral advertising attributes on the purchase intention.*

*H2: There is a significant difference in the impact of the selected viral advertising attributes on the purchase intention between the analyzed marketing campaigns.*

The theoretical definitions subject to the constructs and assumptions in question are defined in the theoretical part.

**Table 1.** Latent research variables – references

LV	N MV	References
Novelty	4	Tam and Khuong (2015), Mercanti-Guérin (2008)
Relevance	4	Tam and Khuong (2015), Mercanti-Guérin (2008)
Aesthetics	4	Tam and Khuong (2015), Mercanti-Guérin (2008) (2008)
Clarity	5	Tam and Khuong (2015), Pelsmacker, Geuens, and Anckaert (2002)
Humor	4	Tam and Khuong (2015), Zhang (1996)
Emotion arousal	4	Tam and Khuong (2015), Mehrabien and Russell (1974)
Surprise	3	Tam and Khuong (2015), Scherer (2005)
Design	4	Shakel and Khan (2011)
Purchase intention	4	Tam and Khuong (2015), Pelsmacker, Decock, and Geuens (1998)

Note: LV – latent variable, N MV – frequency of manifest variable.

Data collection took place in several stages in 2019, where 360 respondents’ opinions were collected. The questionnaire was distributed electronically, through social networks, and via e-mail. Data were collected based on participants’ availability and their will to take part in the questionnaire and quota selection (in the first stages of collection) and quota selection (in the final stages of collection), where efforts have focused primarily on gender. The secondary focus was placed on education and social status. Table 2 shows the selection’s characteristics.

**Table 2.** Identification characteristics of the sample

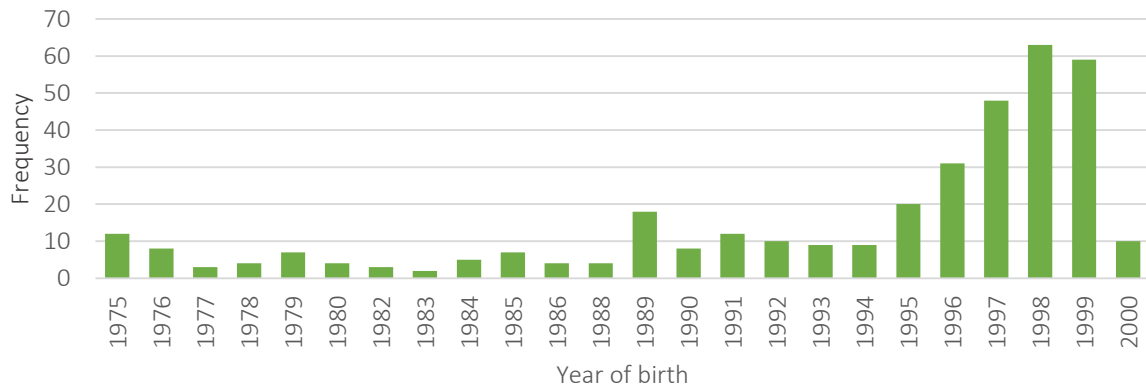
Variable	n	%
<b>Gender</b>		
Male	164	45.56
Female	196	54.44
<b>Highest education attained</b>		
Elementary	12	3.33
Secondary	262	72.78
Tertiary	86	23.89
<b>Social status</b>		
Pension, care-taking, maternity leave	22	6.11
Unemployed	12	3.33
Entrepreneur	30	8.33
Student	176	48.89
Employed	120	33.33

As can be seen from Table 2, there were deviations in terms of population. However, the authors do not consider the deviations in question to be significant, and therefore there should be no deviations of outputs in terms of representativeness, so the selection is considered valid. Data not corresponding to the age range of the surveyed generation (year of birth: 1975–2000) were removed from the obtained data. Figure 1 shows the distribution of respondents in terms of their age.

As can be observed, the respondents’ age is disproportionately distributed, so the outcomes of analytical processes can be more generalized to the younger generation – Millennials. It is also necessary to point out that the generations are specific to specific geographical and social conditions. For the area of Slovakia, the interval from 1975 to 2000 (date of birth) seems to be the most appropriate.

Survey variables with a five-point Likert scale were also included in the questionnaire (strongly disagree, disagree, neutral stance, agree, strongly agree). These variables aimed to find out the attitudes of participants to the attributes like N – Novelty; R – Relevance; A – Aesthetics; C – Clarity; H – Humor; EA – Emotion arousal; S – Surprise; D – Design a PI – Purchase intention. The specific questionnaire items are shown in Appendix 1.

The inference and verification of the sessions defined in the above hypotheses consist of two steps. In the first step, Confirmatory Factor Analysis (CFA) is performed using Maximum Likelihood Estimation (MLE) (Schmitt, 2011). For CFA,



**Figure 1.** Distribution of age of the examined sample

Average Variance Extracted ( $AVE > 0.5$  (0.7)) and Composite Reliability ( $CR > 0.5$  (0.7)) will be calculated (Fornell, & Larcker, 1981, Hair, Black, Babin, & Anderson, 2014), where these values will primarily serve to assess construction of latent variables. Factor loadings ( $> 0.5$  (0.7)) will be calculated to assess the manifest variable at CFA. Overall, CFA was confirmed by outputs such as Root Mean Square Error of Approximation ( $RMSEA < 0.08$ ) (Hair et al., 2014). In the second step, an analysis will be carried out to determine the impact through the Partial Least Squares method – Path Modeling (PLS PM) (Henseler, Hubona, & Ray, 2017). The impact determining part will be divided into sections where the fulfillment of the conditions and the possibility of applying PLS PM will be pointed out. One will look at sufficient degree of reliability ( $> 0.7$ ), Eigenvalue ( $1^{st} > 1$ ;  $2^{nd} < 1$ ) and factor loadings ( $> 0.7$ ) (Sanchez, 2013). In the other part of the analyses, a parametric analysis of the difference in impact between individual marketing campaigns will be applied. This method will be applied to bootstrap at 500 replicates. The programming language R v. 3.6.1 (Action of the Toes) and ggplot2, lavaan, and plspm libraries were used for analytical processing.

### 3. RESULTS

Table 3 shows the outputs of the basic descriptive statistics and the outputs of the Confirmatory Factor Analysis (CFA). Information resulting from the descriptive statistics completes the view of particular latent variables and their parts – manifest variables. The table shows information determining the appropriate position of factors and the

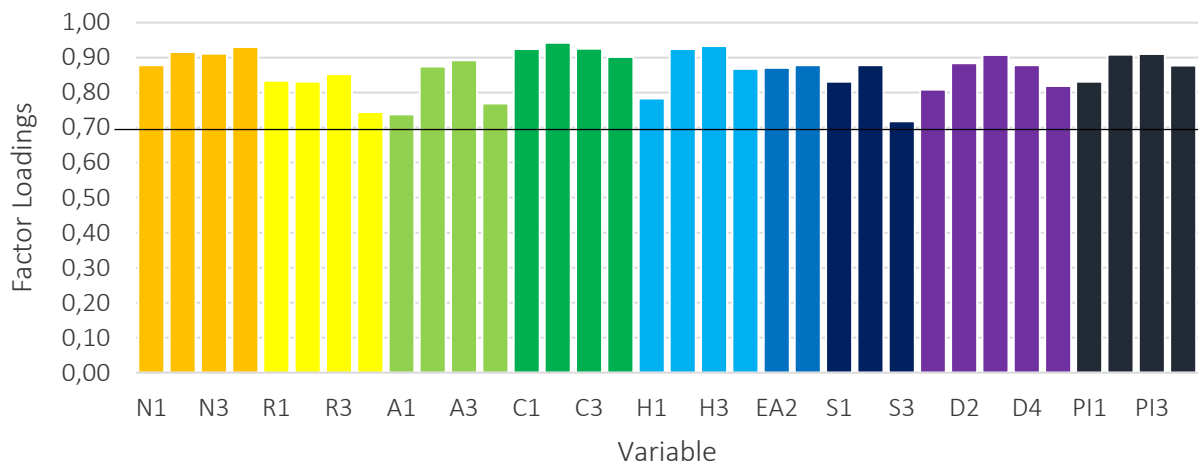
possibility of their processing by planned methods such as FL – Factor Loadings, AVE – Average Variance Extracted, CR – Composite Reliability.

Let us focus on the central tendency characteristics, which on the one hand show the degree to which respondents rated the given factors (the higher the number, the more positive the rating) and on the other, they point to possible distortion of the distribution compared to the normal distribution through a comparison of the median and average. The standard deviation is intended to point to fluctuations from the average. It is mostly used when comparing individual items, where the higher its rate, the higher the inconsistency of individual respondents' opinions in a particular item of the questionnaire. A very important function is the skewness and the spiciness, based on which one can approximately determine deviations from the normal distribution. For some items, deviations are identifiable, but there is no significant difference. Finally, the parametric method of determining difference based on bootstrap will be applied, conditioned by approximate normal distribution and absence of significant outliers. Based on the above, it can be concluded that these conditions are met to an acceptable extent. Factor loadings are less than 0.5 in one case and less than 0.7 in another (EA1 and EA4). These manifest variables will be excluded from further investigation. AVE and CR values meet specified criteria. After removing these variables, RMSEA acquires a value of 0.087, which is higher than the acceptable threshold but not by much, so the authors do not consider this deviation to affect the overall outcome of the investigation. Figure 2 shows the FL values required to apply the PLS PM model shown in the following sections.

**Table 3.** Descriptive statistics and Confirmatory Factor Analysis

LV	MV	M	Med	SD	Skew	Kurt	FL	AVE	CR
Novelty	N1	2,6944	3,0000	1,3847	0,2503	-1,2047	0,8779	0.8260	0.9500
	N2	3,1889	3,0000	1,4094	-0,2367	-1,2713	0,9154		
	N3	3,2444	3,0000	1,4593	-0,2793	-1,2878	0,9111		
	N4	3,1306	3,0000	1,3650	-0,1782	-1,1983	0,9303		
Relevance	R1	3,0889	3,0000	1,4368	-0,0943	-1,3104	0,8335	0.6666	0.8886
	R2	2,7417	3,0000	1,3752	0,2083	-1,2060	0,8310		
	R3	2,9361	3,0000	1,4372	0,0955	-1,3239	0,8523		
	R4	3,2667	3,0000	1,3645	-0,2465	-1,1741	0,7446		
Aesthetics	A1	2,6167	3,0000	1,3342	0,2468	-1,1505	0,7381	0.6739	0.8915
	A2	3,0139	3,0000	1,2633	-0,0929	-0,9700	0,8740		
	A3	3,0056	3,0000	1,3579	-0,0772	-1,1731	0,8919		
	A4	3,3417	4,0000	1,3236	-0,4083	-1,0067	0,7690		
Clarity	C1	3,6694	4,0000	1,3032	-0,6827	-0,6919	0,9238	0.8519	0.9583
	C2	3,7167	4,0000	1,2591	-0,6906	-0,5998	0,9418		
	C3	3,6500	4,0000	1,2927	-0,6570	-0,6837	0,9247		
	C4	3,6778	4,0000	1,2978	-0,6606	-0,7194	0,9012		
Humor	H1	2,8778	3,0000	1,3212	0,0151	-1,1344	0,7828	0.7727	0.9312
	H2	2,6167	3,0000	1,3652	0,2749	-1,1733	0,9242		
	H3	2,5389	2,0000	1,3346	0,3298	-1,0932	0,9331		
	H4	2,3111	2,0000	1,3005	0,5381	-0,9335	0,8679		
Emotion arousal	EA1	2,2778	2,0000	1,2713	0,6118	-0,7540	0,5127	0.5086	0.7942
	EA2	2,1778	2,0000	1,3042	0,7808	-0,6225	0,8708		
	EA3	2,1722	2,0000	1,2703	0,7800	-0,5351	0,8778		
	EA4	2,4611	2,0000	1,2727	0,4054	-0,9806	0,4928		
Surprise	S1	2,3389	2,0000	1,1833	0,5257	-0,6335	0,8313	0.6590	0.8520
	S2	2,8278	3,0000	1,3449	0,0890	-1,2092	0,8780		
	S3	2,6472	3,0000	1,3479	0,2368	-1,1779	0,7177		
Design	D1	3,0861	3,0000	1,3644	-0,1962	-1,1761	0,8085	0.7397	0.9341
	D2	3,0667	3,0000	1,3335	-0,0092	-1,1326	0,8841		
	D3	3,2278	3,0000	1,3366	-0,1414	-1,1355	0,9070		
	D4	3,2222	3,0000	1,3312	-0,1568	-1,1151	0,8779		
	D5	3,0083	3,0000	1,3466	-0,0634	-1,1916	0,8183		
Purchase intention	PI1	2,5639	3,0000	1,2562	0,2573	-0,9995	0,8314	0.7786	0.9335
	PI2	2,3111	2,0000	1,2502	0,4951	-0,9050	0,9083		
	PI3	2,3250	2,0000	1,2567	0,5445	-0,7994	0,9105		
	PI4	2,3583	2,0000	1,3297	0,5290	-0,9872	0,8770		

Note: M – Arithmetic mean, Med – median, SD – standard deviation, Skew – Skewness, Kurt – Kurtosis, FL – Factor Loadings, AVE – Average Variance Extracted, CR – Composite Reliability



**Figure 2.** Factor loadings PLS PM model

**Table 4.** PLS PM conditions

Latent variable	Mode	N manifest variable	Cronbach $\alpha$	Dillon-Goldstein $\rho$	Eigenvalue 1 <sup>st</sup>	Eigenvalue 2 <sup>nd</sup>
N	A	4	0.930	0.950	3.30	0.304
R	A	4	0.832	0.889	2.67	0.595
A	A	4	0.836	0.891	2.70	0.653
C	A	3	0.935	0.958	2.65	0.222
H	A	4	0.900	0.931	3.9	0.541
EA	A	2	0.908	0.956	1.83	0.168
S	A	3	0.738	0.852	1.98	0.671
D	A	5	0.911	0.934	3.70	0.552
PI	A	4	0.905	0.934	3.11	0.417

As is evident from Figure 2, none of the manifest variables acquires a value lower than 0.7, so no further adjustments to the model variables are needed, and from the FL perspective, the current state is considered acceptable.

Table 4 shows the evaluation of the application conditions of the PLS PM model. The first column specifies the latent variables. In the second column, Mode, there is an indication of all latent variables A, which gives us information that it is a reflective way of manifest and latent variables. The third column indicates the number of manifest variables falling under specific latent variables. The fourth and fifth columns point to the reliability, where, as can be seen, no value is less than 0.7; hence, reliability is acceptable. The penultimate column and the last column point to latent roots, or, more precisely, Eigenvalue, where none of these values in the penultimate column acquires a value less than 1 or greater than 1 in the last column; the output is thus acceptable. The following tables show the model's actual outputs in general, the model for the 4KA's campaign, and the model for the ABSOLUT's campaign.

**Table 5.** PLS PM model output – whole

PI whole	Estimate	Std. Error	t-value	Pr(> t )
Intercept	0.0000	0.0402	0.0000	1.0000E+00
N	0.1703	0.0848	2.0085	4.5351E-02
R	0.2729	0.0796	3.4292	6.7745E-04
A	-0.0020	0.0843	-0.0238	9.8102E-01
C	-0.0520	0.0492	-1.0564	2.9153E-01
H	0.1798	0.0611	2.9424	3.4733E-03
EA	-0.0320	0.0463	-0.6905	4.9036E-01
S	0.2690	0.0586	4.5923	6.1182E-06
D	-0.1038	0.0620	-1.6736	9.5095E-02

Table 5 shows the outcomes of the analysis of the significance of viral campaigns' effects in general. In the first step, let us focus on the value of  $p$ , which is higher than 0.05; therefore, it is not possible to speak of significant influence, as is evident in the variables A – Aesthetics, C – Clarity, EA – Emotion arousal, and D – Design. The model itself has a GOF of approximately 0.5723 and an R2 of approximately 0.433. The estimate column points to the given attributes' impact, where it makes sense to focus only on significant attributes.

**Table 6.** PLS PM model output – 4KA

PI 4KA	Estimate	Std. Error	t-value	Pr(> t )
Intercept	0.0000	0.0524	0.0000	1.0000E+00
N	0.1928	0.1109	1.7391	8.3812E-02
R	0.3446	0.1035	3.3284	1.0696E-03
A	0.0266	0.1204	0.2209	8.2542E-01
C	-0.0454	0.0661	-0.6865	4.9335E-01
H	0.0239	0.1038	0.2299	8.1844E-01
EA	-0.0146	0.0593	-0.2467	8.0546E-01
S	0.2591	0.0859	3.0149	2.9623E-03
D	-0.0127	0.0776	-0.1639	8.6998E-01

Table 6 shows the outcomes of the analysis of the significance of 4KA's guerilla campaign's impacts. In the first step, let us focus on the value of  $p$ , which is higher than 0.05; therefore, it is not possible to speak of significant influence, which is evident in the variables N – Novelty, A – Aesthetics, C – Clarity, H – Humor, EA – Emotion arousal, and D – design. The model itself has a GOF of approximately 0.6421 and R2 of approximately 0.531. The estimate column points to the given attributes' impact, where it makes sense to focus only on significant attributes.

**Table 7.** PLS PM model output – ABSOLUT

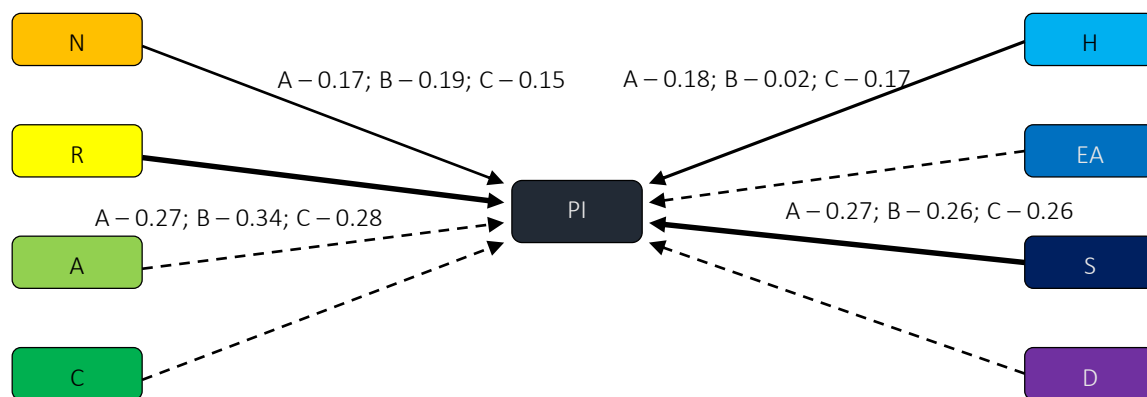
PI ABSOLUT	Estimate	Std. Error	t-value	Pr(> t )
Intercept	0.0000	0.0610	0.0000	1.0000E+00
N	0.1525	0.1306	1.1679	2.4447E-01
R	0.2839	0.1231	2.3059	2.2316E-02
A	0.0187	0.1198	0.1565	8.7582E-01
C	-0.0877	0.0778	-1.1272	2.6125E-01
H	0.1720	0.0832	2.0662	4.0319E-02
EA	-0.0500	0.0766	-0.6526	5.1487E-01
S	0.2591	0.0810	3.1983	1.6473E-03
D	-0.1201	0.1027	-1.1691	2.4399E-01

Table 7 shows the outcomes of the analysis of the significance of the impact of ABSOLUT’s viral campaign. In the first step, let us focus on the value of p, which is higher than 0.05; therefore, it is not possible to speak of significant influence, which is evident in the variables N – Novelty, A – Aesthetics, C – Clarity, EA – Emotion arousal, and D – Design. The model itself has a GOF of approximately 0.5143 and R2 of approximately 0.363. The estimate column points to the given attributes’ impact, where it makes sense to focus only on significant attributes.

In the methodological part, the assumption of the existence of the influence of selected attributes of viral advertising on the purchase intention was determined. From Tables 5, 6, and 7, it can be inferred that in the general analysis, PIs are significantly affected by attributes such as Novelty, Relevance, Humor, and Surprise. With 4KA, significant impacts were seen in Relevance and Surprise, and with ABSOLUT these were seen in Relevance, Humor, and Surprise. From the above, it is possible to talk about the selected attributes’ influence, so basic hypothesis *H1* is accepted. Table 8 is devoted to the analysis resulting from hypothesis *H2*.

**Table 8.** PLS PM estimate differences test

Variable impact	Global	Group 4KA	Group ABS	Diff. abs	t-stat	Pr(> t )
N → PI	0.1703	0.1928	0.1525	0.0403	0.1591	0.4368
R → PI	0.2729	0.3446	0.2839	0.0607	0.3211	0.3741
A → PI	-0.0020	0.0266	0.0187	0.0078	0.0831	0.4669
C → PI	-0.0520	-0.0454	-0.0877	0.0423	0.5133	0.3040
H → PI	0.1798	0.0239	0.1720	0.1481	1.1024	0.1355
EA → PI	-0.0320	-0.0146	-0.0500	0.0353	0.2758	0.3914
S → PI	0.2690	0.2591	0.2591	0.0000	0.0443	0.4823
D → PI	-0.1038	-0.0127	-0.1201	0.1074	0.8118	0.2087



Note: A – whole model, B – 4KA model, C – ABSOLUT model.

**Figure 3.** Coefficient scheme PLS PM model whole, 4KA, ABSOLUT

In the first step of the assessment, let us focus on the last column where, as can be seen in any case, the value of  $p$  is not less than  $\alpha = 0.05$ , so it is not possible to speak of a significant difference in campaigns. Therefore, hypothesis  $H_2$  is rejected. The first three digits of the table show the models' coefficients in question, followed by the difference between the 4KA and ABSOLUT models, and the penultimate row shows the statistics resulting from the applied test.

Figure 3 visualizes the impact of the investigated attributes on the PI, and the line thickness defines the degree of impact. The biggest impact was found in attributes like Relevance and Surprise, followed by Humor and Novelty. The dashed line symbolizes an effect that cannot be considered significant at  $\alpha 0.05$ .

## 4. DISCUSSION

The concept of guerilla marketing and viral marketing is no longer a novelty. However, the

main problem lies in the lack of understanding (Tam & Kuong, 2015). In these conditions, this lack of understanding is even more pronounced, as the use of these tools is still in its initial phase and the vast majority of companies still prefer traditional forms of marketing (Grančičová & Hrušovská, 2014). Comparing the results obtained with the results by other authors dealing with this issue brought several differences. Unlike several authors (Tam & Kuong, 2015; Damasio, 2003; Mercanti-Guérin, 2008), who report that all of the factors mentioned above are significant, this research confirmed only the attributes of Novelty, Relevance, Humor, and Surprise as statistically significant. Each campaign has a different design and is specific. In this case, the measured outputs confirmed the very elements that were included in the campaign, which does not mean that it must be the same in the case of other campaigns. The authors note that they are aware that the results measured in the sample may very well differ from other samples.

---

## CONCLUSION

In the Slovak Republic, the examined marketing tools are still relatively unused, and so far, there is no relevant number of researches that would address this issue. The present article attempts to fill this gap, at least partially. Of course, the measured results will need to be verified on other samples, but they indicate the direction taken in our geopolitical space when using these marketing tools. It turns out that when combining the right factors, their gradual use in practice could have a positive response from consumers. As the chosen issue is still relatively marginal in this country, the problem is also the lack of quality resources in this area, which would relevantly describe the current situation in these geopolitical conditions. The elaboration of this contribution could partially fill the gap in this direction and help carry out further necessary research.

## ACKNOWLEDGMENT

This article is one of the partial outputs under the scientific research grant VEGA 1/0694/20, VEGA 1/0609/19.

## AUTHOR CONTRIBUTIONS

Conceptualization: Martin Mudrik, Richard Fedorko.

Data curation: Martin Mudrik, Beata Gavurova.

Formal analysis: Martin Mudrik, Martin Rigelsky.

Funding acquisition: Radovan Bacik, Richard Fedorko.

Methodology: Martin Rigelsky, Beata Gavurova, Radovan Bacik.

Resources: Beata Gavurova.

Software: Martin Rigelsky.

Validation: Martin Mudrik, Martin Rigelsky, Beata Gavurova, Radovan Bacik, Richard Fedorko.  
 Writing – original draft: Martin Mudrik, Martin Rigelsky.  
 Writing – review & editing: Martin Mudrik, Martin Rigelsky, Richard Fedorko.

## REFERENCES

- Anusha, G. (2016). Effectiveness of online advertising. *International journal of research – Granthaalayah*, 4(3), 14-21.
- Baltes, G., & Leibnig, I. (2008). Guerrilla marketing for information services? *New Library World*, 109(1-2), 46-55. Retrieved from [https://www.researchgate.net/publication/240601005\\_Guerilla\\_marketing\\_for\\_information\\_services](https://www.researchgate.net/publication/240601005_Guerilla_marketing_for_information_services)
- Bartošová, V. (2016). „obula“ aj do Orangeu. S protestujúcou sovou či delfinom. [cit. 15.11.2019]. Retrieved from <https://medialne.etrend.sk/marketing/4ka-sa-obula-aj-do-orangeu-s-protestujucou-sovou-ci-delfinom.html>
- Behal, V., & Saaren, S. (2013). Guerilla Marketing: A low cost Marketing Strategy. *International Journal of Management Research and Business Strategy*, 3(1), 1-6. Retrieved from <https://www.semanticscholar.org/paper/GUERILLA-MARKETING%3A-A-LOW-COST-MARKETING-STRATEGY-Behal-Sareen/bbeb67d54ada7f051f41c0b96509294cb281a6ac>
- Besemer, S. P., & O'Quin, K. (1986). Analyzing creative products: refinement and test of a judging instrument. *Journal of Creative Behaviour*, 20(2), 115-126. Retrieved from <https://eric.ed.gov/?id=EJ347209>
- Černá, L., & Váňa, K. (2011). New ways in the marketing communication. *Annals of DAAAM for 2011 & Proceedings of the 22nd International DAAAM Symposium*, 22(1), 1669-1670. Retrieved from [https://www.daaam.info/Downloads/Pdfs/proceedings/proceedings\\_2011/1669\\_Cerna.pdf](https://www.daaam.info/Downloads/Pdfs/proceedings/proceedings_2011/1669_Cerna.pdf)
- Dabija, D.-C., Pop, N. Al., & Săniuță, A. (2017). Innovation in Do-It-Yourself Retail: an Empirical Study on Generation X among Professional Craftsmen and Consumers. *Economics and Sociology*, 10(2), 296-311. <https://doi.org/10.14254/2071-789X.2017/10-2/22>
- Damasio, A. (2003). *Looking for Spinoza: Joy, Sorrow, and the Feeling Brain*. London: William Heinemann.
- Dobele, A., Toleman, D., & Beverland, M. (2005). Controlled infection! Spreading the brand message through viral marketing. *Business Horizons*, 48(2), 143-149. <https://doi.org/10.1016/j.bushor.2004.10.011>
- Eisend, M. (2011). How humour in advertising works: A meta-analytic test of alternative models. *Marketing Letters*, 22(2), 115-132. Retrieved from <https://link.springer.com/article/10.1007/s11002-010-9116-z>
- Ferguson, R. (2008). Word of mouth and viral marketing: taking the temperature of the hottest trends in marketing. *Journal of Consumer Marketing*, 25(3), 179-182. Retrieved from [https://www.researchgate.net/publication/235283079\\_Word\\_of\\_mouth\\_and\\_viral\\_marketing\\_Taking\\_the\\_temperature\\_of\\_the\\_hottest\\_trends\\_in\\_marketing](https://www.researchgate.net/publication/235283079_Word_of_mouth_and_viral_marketing_Taking_the_temperature_of_the_hottest_trends_in_marketing)
- Fong, K., & Yazdanifard, R. (2014). The Review of the Two Latest Marketing Techniques; Viral Marketing and Guerrilla Marketing which Influence Online Consumer Behavior. *Global Journal of Management and Business Research*, 14(2), 1-4. Retrieved from <https://globaljournals.org/item/3169-the-review-of-the-two-latest-marketing-techniques-viral-marketing-and-guerilla-marketing-which-influence-online-consumer-behavior>
- Fornell, C., & Larcker, D. F. (1981). Evaluating structural equation models with unobservable variables and measurement error. *Journal of Marketing Research*, 18(1), 39-50. Retrieved from <https://www.jstor.org/stable/3151312?seq=1>
- Grančicová, K., & Hrušová, D. (2014). Tradičné nástroje versus nové formy a trendy v marketingovej komunikácii podnikov na Slovensku. *Trendy v podnikaní*, 5(1), 3-12. Retrieved from [https://sekarl.euba.sk/arl-eu/sk/detail-eu\\_un\\_cat-0200706-Tradicne-nastroje-verzus-nove-formy-a-trendy-v-marketingovej-komunikacii-podnikov-na-Slovensku/](https://sekarl.euba.sk/arl-eu/sk/detail-eu_un_cat-0200706-Tradicne-nastroje-verzus-nove-formy-a-trendy-v-marketingovej-komunikacii-podnikov-na-Slovensku/)
- Greco, S. (1995). Thirty seconds with guerilla marketing's guru. *Inc.* 17(11), 98. Retrieved from <https://www.inc.com/magazine/19950801/2371.html>
- Hafer, C., Reynolds, K., & Obertynski, M. (1996). Message comprehensibility and persuasion: Effects of complex language in counter attitudinal appeals to lay people. *Social Cognition*, 14(4), 317-337. Retrieved from <https://search.proquest.com/openview/0faac9a70ed94f3783ef9f83a9af882d/1?pq-origsite=gscholar&cbl=37399>
- Hair, J. F. Jr., Black, W. C., Babin, B. J., & Anderson, R. E. (2014). *Multivariate Data Analysis* (7th ed.). Pearson Education Limited, Harlow, United Kingdom.
- Heckler, S. E., & Childers, T. L. (1992). The role of expectancy and relevancy in memory for verbal and visual information: What is congruency? *Journal of Consumer Research*, 18(4), 475-492. Retrieved from <https://www.jstor.org/stable/2489260?seq=1>
- Henseler, J., Hubona, G., & Ray, P. A. (2017). Partial Least Squares Path Modeling: Updated Guidelines. In H. Latan & R.

- Noonan (Eds.), *Partial Least Squares Path Modeling* (pp. 19-39). Springer International Publishing AG Switzerland, London.
20. Holková, G. (2018). *Mulatka v slovenskom kroji v reklame nerobí hanbu našej kultúre, robíme si ju sami*. [cit. 18.11.2019]. Retrieved from <https://noizz.aktuality.sk/big-stories/reklama-na-absolut-vodku/y5e7p9q>
  21. Isen, A. M., & Shaker, T. E. (1982). The effect of feeling state on evaluation of positive, neutral and negative stimuli: When you accentuate the positive, do you eliminate the negative. *Social Psychology Quarterly*, 45(1), 58-63. Retrieved from <https://psycnet.apa.org/record/1982-27312-001>
  22. Ivančíková, L. (2016). *4ka vytiahla do boja proti operátorom nové zbrane*. [cit. 15.11.2019]. Retrieved from <https://www.fony.sk/clanky/10935-4ka-vytiahla-do-boja-proti-operatorom-nove-zbrane>
  23. Jackson, P. W., & Messick, S. (1965). The person, the product, and the response: Conceptual problems in the assessment of creativity. *Journal of Personality*, 33(1), 309-329. Retrieved from <https://onlinelibrary.wiley.com/doi/pdf/10.1002/j.2333-8504.1964.tb00695.x>
  24. Kim, R. B., & Chao, Y. (2019). Effects of brand experience, brand image and brand trust on brand building process: The case of Chinese millennial generation consumers. *Journal of International Studies*, 12(3), 9-21. <https://doi.org/10.14254/2071-8330.2019/12-3/1>
  25. Levinson, J. C. (2011). *Guerrilla Marketing During Tough Times: Is Your Business Slowing Down? Find out why here!* New York: Morgan James Publishing, LLC.
  26. Lindenmeier, J. (2008). Promoting Volunteerism: Effects of Self-Efficacy, Advertisement-Induced Emotional Arousal, Perceived Costs of Volunteering, and Message Framing. *Voluntas*, 19(1), 34-65. Retrieved from <https://link.springer.com/article/10.1007/s11266-008-9054-z>
  27. Lingelbach, D., Patino, A., & Pitta, D. (2012). The emergence of marketing in Millennial new ventures. *Journal of Consumer Marketing*, 29(2), 136-145. <https://doi.org/10.1108/07363761211206384>
  28. Luha, M. (2016). *Slovak Telekom odštartoval služby nového mobilného operátora Jura*. [cit. 15.11.2019]. Retrieved from <https://www.mediahub.sk/slovak-telekom-odstartoval-sluzby-noveho-mobilneho-operatora-jura/>
  29. Mehrabian, A., & Russell, J. A. (1974). *An Approach to Environmental Psychology*. Cambridge, MA: MIT Press.
  30. Mercanti-Guérin, M. (2008). Consumers' perception of the creativity of advertisements: development of a valid measurement scale. *Recherche et Applications en Marketing (English edition)*, 23(4), 97-118. Retrieved from <https://journals.sagepub.com/doi/abs/10.1177/205157070802300405>
  31. Mikušovič, D. (2018). *Slovenské mamičky, pekné dcéry máte. Nacionalistov dráždi kampaň na Absolut vodku so speváčkou tmavej pleti*. [cit. 18.11.2019]. Retrieved from <https://dennikn.sk/1234175/slovenske-mamicky-pekne-dcery-mate-nacionalistov-drazdi-kampan-na-absolut-vodku-so-spevackou-tmavej-pleti/>
  32. Naumova, O., Bilan, S., & Naumova, M. (2019). Luxury consumers' behavior: a cross-cultural aspect. *Innovative Marketing*, 15(4), 1-13. [https://doi.org/10.21511/im.15\(4\).2019.01](https://doi.org/10.21511/im.15(4).2019.01)
  33. Nufer, G. (2013). Guerrilla Marketing – Innovative or Parasitic Marketing? *Modern Economy*, 4(1), 1-6. Retrieved from [https://file.scirp.org/pdf/ME\\_2013081513170366.pdf](https://file.scirp.org/pdf/ME_2013081513170366.pdf)
  34. Pelsmacker, P. D., Decock, P., & Geuens, M. (1998). Advertising Characteristics and the Attitude towards the Ad – A Study of 100 Likeable TV Commercials. *Marketing and Research Today*, 27(4), 166-179. Retrieved from <https://biblio.ugent.be/publication/294672>
  35. Pelsmacker, P. D., Geuens, M., & Anckaert, P. (2002). *Media context and advertising effectiveness: The role of context appreciation and context-ad similarity*. Working Papers of Faculty of Economics and Business Administration, Ghent University, Belgium 02/162, Ghent University, Faculty of Economics and Business Administration.
  36. Pieters, R., Rosenberg, E., & Wedel, M. (1999). Visual attention to repeated print advertising: A test of scan path theory. *Journal of Marketing Research*, 16(4), 424-438. Retrieved from <https://www.jstor.org/stable/3151998?seq=1>
  37. Sanchez, G. (2013). *PLS Path Modeling with R*. Trowchez Editions. Berkeley, US.
  38. Schiffman, L. G., & Kanuk, L. L. (2009). *Consumer Behaviour* (10th ed.). Wisconsin: Prentice Hall.
  39. Schmitt, T. A. (2011). Current methodological considerations in exploratory and confirmatory factor analysis. *Journal of Psychoeducational Assessment*, 29(4), 304-321. Retrieved from <https://journals.sagepub.com/doi/abs/10.1177/0734282911406653>
  40. Scullin, S. S., Fjermestad, J., & Romano, Jr., N. C. (2004). E-relationship marketing: changes in traditional marketing as an outcome of electronic customer relationship management. *Journal of Enterprise Information Management*, 17(6), 410-415. <https://doi.org/10.1108/17410390410566698>
  41. Shakel, M., & Khan, M. M. (2011). Impact of Guerrilla Marketing on Consumer Perception. *Global Journal of Management and Business Research*, 11(7), 47-53. Retrieved from [https://globaljournals.org/GJMBR\\_Volume11/6-Impact-of-Guerrilla-Marketing-on-Consumer-Perception.pdf](https://globaljournals.org/GJMBR_Volume11/6-Impact-of-Guerrilla-Marketing-on-Consumer-Perception.pdf)
  42. Smith, R. E., MacKenzie, S. B., Yang, X., Buchholz, L. M., & Darley, W. K. (2007). Modelling the Determinants and Effects of Creativity in Advertising. *Marketing Science*, 26(6), 819-833. Retrieved from <https://pubsonline.informs.org/doi/10.1287/mksc.1070.0272>

43. Smith, T. J., & Nichols, T. (2015) Understanding the Millennial Generation. *Journal of Business Diversity*, 15(1), 39-47.
44. Tam, D. D., & Kuong, M. N. (2015). The Effects of Guerilla Marketing on Gen Y's Purchase Intention – A Study in Ho Chi Minh City, Vietnam. *International Journal of Trade, Economics and Finance*, 6(4), 191-198. Retrieved from [https://www.researchgate.net/publication/282516690\\_The\\_Effects\\_of\\_Guerilla\\_Marketing\\_on\\_Gen\\_Y's\\_Purchase\\_Intention\\_-\\_A\\_Study\\_in\\_Ho\\_Chi\\_Minh\\_City\\_Vietnam](https://www.researchgate.net/publication/282516690_The_Effects_of_Guerilla_Marketing_on_Gen_Y's_Purchase_Intention_-_A_Study_in_Ho_Chi_Minh_City_Vietnam)
45. Ungerman, O., Dedková, J., & Gurinová, K. (2018). The impact of marketing innovation on the competitiveness of enterprises in the context of Industry 4.0. *Journal of Competitiveness*, 10(2), 132-148. <https://doi.org/10.7441/joc.2018.02.09>
46. Vaitkevicius, S., Mazeikiene, E., Bilan, S., Navickas, V., & Sananeviciene, A. (2019). Economic Demand Formation Motives in Online-Shopping. *Engineering Economics*, 30(5), 631-640. Retrieved from <http://inze.ktu.lt/index.php/EE/article/view/23755>
47. Verlegh, P. W. J., Fransen, M. L., & Kirmani, A. (2015). Persuasion in advertising: when does it work, and when does it not? *International Journal of Advertising*, 34(1), 3-5. <https://doi.org/10.1080/02650487.2014.994732>
48. Wallend, M., Zinkhan, G., & Zinkhan, L. S. (1981). Cognitive Complexity and Aesthetic Preference. In E. C. Hirschman & M. B. Holbrook (Eds.), *SV – Symbolic Consumer Behavior* (pp. 52-59). New York: Association for Consumer Research.
49. Wilson, R. F. (2000). The Six Simple Principles of Viral Marketing. *Web Marketing Today*, 70, 232. Retrieved from <https://www.practicaledge.com/viral-principles>
50. Zhang, Y. (1996). The effect of humor in advertising: An individual-difference perspective. *Psychology & Marketing*, 13(6), 531-545. [https://doi.org/10.1002/\(SICI\)1520-6793\(199609\)13:6%3C531::AID-MAR1%3E3.0.CO;2-9](https://doi.org/10.1002/(SICI)1520-6793(199609)13:6%3C531::AID-MAR1%3E3.0.CO;2-9)

## APPENDIX A

Latent variable	Manifest variable	ID
Novelty	I was fascinated by advertising	N1
	Advertising has a good idea	N2
	The advertising is original	N3
	I perceive advertising as interesting	N4
Relevance	I perceive advertising as alive – “fresh”	R1
	The advertising made me think	R2
	Advertising has a deeper meaning	R3
	Advertising clearly distinguished the promoted product from competing	R4
Aesthetics	I found the advertising fun	A1
	The advertising was designed carefully	A2
	I perceive advertising as unique	A3
	I perceive advertising as unusual	A4
Clarity	I understood the message in the ad very well	C1
	I understood the ideas of advertising quickly	C2
	It was easy to understand the messages in the advertising	C3
	The essence of advertising was presented very clearly	C4
Humor	Advertising has a playful form	H1
	I find the advertising humorous	H2
	I find the advertising funny	H3
	The advertising made me laugh	H4
Emotion arousal	I find the advertising exciting	EA1
	Advertising made me nervous	EA2
	The advertising upset me	EA3
	The advertisement made me feel curious	EA4
Surprise	I was amazed after watching the advertising	S1
	The advertising surprised me	S2
	I perceive advertising as “crazy”	S3
Design	The design of the advertisement is imaginative	D1
	I was fascinated by the visual side of the advertising	D2
	I consider the technical processing of advertising to be of high quality	D3
	I consider the display's advertising page to be high quality	D4
	At first glance, I perceive advertising as attractive	D5
Purchase intention	After looking at the advertising, I would recommend the promoted product to friends who I know might be interested	PI1
	I will buy the advertised product	PI2
	If I ever accidentally come across a promoted product, I will probably buy it	PI3
	I would like to know more about the promoted products	PI4